



2006-07
HAWAII

University of Hawai'i Sports Media Relations
1337 Lower Campus Road ▶ Honolulu, HI 96822
Office Phone: (808) 956-7523 ▶ Office FAX: (808) 956-4470

RAINBOW WARRIOR BASKETBALL NEWS

Contact: Derek Inouchi ▶ Direct: (808) 956-4478 ▶ E-mail: inouchi@hawaii.edu
Web Site: HAWAIIATHLETICS.COM

2006-07 SCHEDULE

(AS OF JUNE 22)

Date	Opponent	Time
Nov. 4	UH-Hilo (exhib.)	7:00 p.m.
Nov. 10	at UNLV	TBA
Nov. 13	Coppin State	7:00 p.m.
Nov. 19	Oregon State	5:00 p.m.

29TH CARRS/SAFEWAY GREAT

ALASKA SHOOTOUT (ANCHORAGE, AK)		
Nov. 23	Hofstra	5:30 p.m.
Nov. 24	Marshall or California	TBA
Nov. 25	TBA	TBA

Nov. 29	at Santa Clara	TBA
Dec. 5	UNLV	7:00 p.m.
Dec. 16	Northwestern State	7:00 p.m.

**43RD OUTRIGGER HOTELS
RAINBOW CLASSIC (HONOLULU)**

Dec. 20	San Francisco	7:30 p.m.
Dec. 22	Wyoming or Nebraska	TBA
Dec. 23	TBA	TBA

Dec. 28	Tennessee-Martin	7:00 p.m.
Jan. 4	at New Mexico State*	TBA
Jan. 6	at Louisiana Tech*	TBA
Jan. 11	Fresno State*	7:00 p.m.
Jan. 13	Nevada*	7:00 p.m.
Jan. 18	at Idaho*	TBA
Jan. 20	at Boise State*	TBA
Jan. 25	San Jose State*	7:00 p.m.
Jan. 29	Utah State*	7:00 p.m.
Feb. 1	at Fresno State*	TBA
Feb. 3	at Nevada*	TBA
Feb. 10	Louisiana Tech*	7:00 p.m.
Feb. 12	New Mexico State*	7:00 p.m.
Feb. 14	at Utah State*	TBA

**ESPN BRACKET BUSTER
SATURDAY (TBA)**

Feb. 17	TBA	TBA
---------	-----	-----

Feb. 24	at San Jose State*	TBA
Mar. 1	Idaho*	7:00 p.m.
Mar. 3	Boise State*	5:00 p.m.

Mar. 6-10	WAC Tournament (Las Cruces, NM)
Mar. 15-18	NCAA 1st & 2nd Rounds (TBA)
Mar. 22-25	NCAA Regionals (TBA)

Mar. 31 & Apr. 1	NCAA Final Four (Atlanta, GA)
---------------------	-------------------------------

* - denotes WAC game • all times local to site

SEASON OUTLOOK

The 2006-07 season will mark the 20th and final season as head coach for Riley Wallace. The winningest coach in University of Hawai'i men's basketball history, Wallace will try to surpass former UH women's basketball coach Vince Goo as the state's all-time hoops wins leader this season. Wallace has compiled 316 wins and needs 19 to break Goo's record of 334.

During his tenure at UH, Wallace has guided the program to nine trips to postseason play (3-NCAA, 6-NIT) and 15 winning seasons, including a current school record seven straight since the 1999-2000 campaign. His teams have won three Western Athletic Conference Tournaments, two regular season WAC crowns, and an unprecedented seven of its 10 Rainbow Classic championships.

This year's team will no doubt make a run at extending those marks. Two starters return from last year's 17-11 squad in addition to guards Matt Gibson and Bobby Nash, a starter and reserve from the 2004-05 season who missed the majority of last season due to various ailments.

Guard Matt Lojeski started all 28 games at the shooting guard position last season. This year he will likely move over to the "3" spot, vacated by three-year starter Julian Sensley, an all-WAC pick who used up his eligibility. Lojeski scored in double figures 23 times and had five 20-point games while earning all-WAC newcomer team honors. He finished among the WAC leaders in 3-pointers made (56) and shot 47.4 percent from the field.

Not only was forward Ahmet Gueye the team's inspirational leader, he was its top defensive player, leading in rebounds (7.7) and blocks (2.5) per game. Gueye, a starter for the first 26 games of the season, suffered a season-ending knee injury in practice before the team's regular season finale. He scored in double figures 19 times and was named to both the all-WAC newcomer and defensive teams. Gueye had surgery to repair a torn ACL and will likely be back in time for the start of the upcoming season.

Gibson and Nash both played in the team's season-opening upset of No. 4 Michigan State last year. Things turned for the worst soon after as Gibson, the team's leading scorer during the 2004-05 season, served a three-game team suspension before contracting a staph infection which forced him to miss all of December. He decided to sit out the remainder of the season and apply for a medical hardship. Nash played with a lingering shoulder injury, which he suffered during the summer, but fought through the pain in six of the first eight games. He too decided to sit out the rest of the season and applied for a medical hardship.

Others players returning are WAC Freshman of the Year Dominic Waters, John Wilder, and Jack Miller. Waters, a reserve guard who appeared in 19 games, averaged 2.9 points per game. Guards Wilder and Miller saw limited action off the bench.

In addition, two Division I transfers, Jared Dillinger and Stephen Verwers, are eligible to play this season. Dillinger transferred from the Air Force Academy while Verwers played one year at Colorado State.

With the loss of Sensley, starters Deonte Tatum and Matthew Gipson, and reserves Chris Botez and Hiram Thompson, the coaching staff signed five players for this season including Top 200 prep point guard Todd Lowenthal (Poway HS) and one of junior college's leading scorers, Riley Luettgerodt (Chemeketa CC). Both will push for immediate playing time at the two guard positions. With only Gueye and Verwers returning in the post, UH beefed up its frontcourt with the addition of seven-footer Todd Follmer (Irvine Valley College), P.J. Owsley (Salt Lake CC), a teammate of Gueye in JUCO, and Alex Veit (Monterey Peninsula, College).

2006-07 ROSTER

No.	Name	Pos	Ht	Wt	Cl	Exp	Hometown (Last School)
1	Todd Lowenthal	G	6-2	185	Fr.	HS	Poway, CA (Poway HS)
2	Matt Gibson	G	6-5	180	R-Jr.	1L	Oklahoma City, OK (Three Rivers [MO] CC)
10	John Wilder	G	6-1	195	Sr.	1L	Mobile, AL (Weatherford [TX] College)
11	Dominic Waters	G	6-1	170	So.	1L	Portland, OR (Grant HS)
20	Jared Dillinger	G/F	6-5	200	R-Jr.	TR	Littleton, CO (Air Force)
21	Matt Lojeski	G	6-6	185	Sr.	1L	Racine, WI (Eastern Wyoming College)
22	Riley Luettgerodt	G/F	6-5	210	Jr.	JC	Gladstone, OR (Chemeketa [OR] CC)
23	Jack Miller	G	6-3	185	So.	1L	Honolulu (Saint Louis School)
30	P.J. Owsley	F	6-8	220	Jr.	JC	Bozeman, MT (Salt Lake [UT] CC)
33	Bobby Nash	G	6-6	185	R-Jr.	2L	Honolulu (Iolani School)
35	Stephen Verwers	F/C	6-10	240	R-Jr.	TR	Weatherford, TX (Colorado State)
41	Todd Follmer	F/C	7-0	225	So.	JC	San Clemente, CA (Irvine Valley [CA] College)
45	Ahmet Gueye	F	6-8	225	Sr.	1L	Dakar, Senegal (Salt Lake [UT] CC)
50	Alex Veit	F	6-8	220	Jr.	JC	Salem, OR (Monterey Peninsula [CA] College)

Head Coach: Riley Wallace, 20th season

Associate Coaches: Bob Nash, 26th season, Jackson Wheeler, 17th season

Assistant Coach: Alika Smith, 2nd season

CoSIDA Information Sheet

Men's Basketball 2006-07

General

Name _____ University of Hawai'i
City/Zip _____ Honolulu, Hawai'i/96822
Founded _____ 1907
Enrollment _____ 19,078
Nickname _____ Rainbow Warriors
Colors _____ Green, Black, Silver & White
Arena _____ Stan Sheriff Center
Capacity _____ 10,300
Affiliation _____ NCAA Division I
Conference _____ Western Athletic
President _____ David McClain
Chancellor _____ Denise Konan
Athletic Director _____ Herman Frazier
S.W.A. _____ Marilyn Moniz-Kaho'ohanohano
Athletic Dept. Phone _____ (808) 956-7301
Ticket Office Phone _____ (808) 956-4481

History

First Year of Basketball (total years) _____ 1912 (86)
Overall All-Time Record _____ 949-928-1 (.506)
Collegiate All-Time Record _____ 614-753 (.449)
All-Time WAC Record (yrs.) _____ 201-239 (.457) (27)
NCAA Appearances _____ 4 (1972, '94, 2001, '02)
NIT Appearances _____ 8 (1971, '74, '89, '90, '97, '98, 2003, '04)
Last Post-season Opponent _____ Michigan (2004 NIT)
Result _____ Lost, 73-88

Sports Information

Media Relations Director: _____ Lois Manin
Men's Basketball Contact: _____ Derek Inouchi
Office Phone: _____ (808) 956-4478
Cell Phone: _____ (808) 783-3693
E-mail _____ inouchi@hawaii.edu
Office Fax: _____ (808) 956-4470
Press Row _____ (808) 956-9408
Office Mailing Address: _____ 1337 Lower Campus Rd.
_____ Honolulu, HI 96822
Overnight Mailing Address _____ Same
Website: _____ <http://www.hawaiiathletics.com>

Media Information

Radio Station _____ ESPN 1420
Radio Announcers _____ Bobby Curran (p-b-p), Jeff Portnoy (color)
Radio Contact _____ Lynn Ishizaki
Phone Number _____ (808) 536-0039
Fax Number _____ (808) 536-0327
Address _____ 900 Fort St. Suite 400
_____ Honolulu, HI 96813

Beat Writers

Honolulu Advertiser (daily) _____ Dayton Morinaga
Phone Number _____ (808) 535-8101
Honolulu Star-Bulletin (daily) _____ Jason Kaneshiro
Phone Number _____ (808) 529-4782

Coaching Staff

Head Coach _____ Riley Wallace
Alma Mater, Yr. _____ Centenary, 1964
Record at UH (Pct.), Yrs. _____ 316-252 (.556), 20th
Career Record (Pct.), Yrs. _____ 331-279 (.543), 22nd
Basketball Office Phone _____ (808) 956-6501
Best Time/Day to Reach Coach _____ Weekday mornings
Assistants (Alma Mater/Yr.)
_____ Bob Nash (Hawai'i, 1984), 26th year
_____ Jackson Wheeler (Marymount, 1982), 17th year
_____ Alika Smith (Hawai'i-Hilo, 2003), 2nd year
Administrative Assistant _____ Len Scaduto
Director of Operations _____ Gabe Watson
Athletic Trainer _____ Melody Toth

Team Information

2005-06 Overall Record _____ 17-11
2005-06 Conference Record (Finish) _____ 10-6 (T4th)
2005-06 Final Ranking (A.P./USA Today) _____ NR/NR
Starters Returning/Lost _____ 3*/3
Letterwinners Returning/Lost _____ 7/5
* Redshirt junior Matt Gibson started during 2004-05 season

Starters Returning (3)

Matt Lojeski (13.6 ppg, 4.0 rpg, 2.3 apg, .474 FG%, .384 3FG%)
Ahmet Gueye (12.2 ppg, 7.7 rpg, 2.5 bpg, .560 FG%)
Matt Gibson (13.0 ppg, 1.8 rpg, 2.7 apg, .443 FG%, .338 3FG%)*

Other Letterwinners Returning (4)

Bobby Nash (6.2 ppg, 2.0 rpg, 1.3 apg, .405 FG%, .397 3FG%)*
Jack Miller (0.6 ppg, 0.0 rpg, 0.0 apg)
Dominic Waters (2.9 ppg, 0.5 rpg, 0.7 apg)
John Wilder (0.8 ppg, 0.4 rpg, 0.4 apg)

Eligible Transfers (2)

Jared Dillinger (G/F, 6-5, 200, Jr., Air Force Academy)
Stephen Verwers (F/C, 6-10, 240, Jr., Colorado State)

Newcomers (5)

Todd Lowenthal (G, 6-2, 185, Poway HS, Poway, CA)
Riley Luettgerodt (G/F, 6-5, 210, Chemeketa CC, Gladstone, OR)
Todd Follmer (F/C, 7-0, 225, Irvine Valley College, San Clemente, CA)
P.J. Owsley (F, 6-8, 220, Salt Lake CC, Bozeman, MT)
Alex Veit (F, 6-8, 220, Monterey Peninsula College, Salem, OR)

Starters Lost (3)

Julian Sensley (17.6 ppg, 5.8 rpg, 3.2 apg, .446 FG%, .340 3FG%)
Deonte Tatum (8.5 ppg, 3.5 rpg, 3.6 apg, .410 FG%, .275 3FG%)
Matthew Gipson (6.7 ppg, 5.6 rpg, 1.0 bpg, .403 FG%)

Other Letterwinners Lost (2)

Chris Botez (4.4 ppg, 4.3 rpg, 1.4 bpg, .561 FG%)
Hiram Thompson (2.8 ppg, 0.7 rpg, 1.4 apg, .583 FG%), mission

* denotes stats from 2004-05 season

Head Coach Riley Wallace



RILEY WALLACE
Head Coach
20th Season at UH

Over the past 19 seasons, the Hawai'i men's basketball program has flourished under the guidance of head coach Riley Wallace. The Rainbow Warriors have reached the postseason nine times in his 19 seasons, including a streak of four straight from the 2000-01 to 2003-04 seasons.

The 'Bows have appeared in the NCAA Tournament three times under Wallace and have been invited to the NIT on six occasions. Prior to his arrival, the program had just one NCAA appearance and two trips to the NIT.

Despite missing the postseason for the second consecutive year last season, UH finished 17-11 and extended its current school record streak of seven straight winning seasons.

In 19 years, Wallace has compiled a 316-252 mark. Last season he made win No. 300 a memorable one with an 84-62 season-opening upset of No. 4 Michigan State at the Stan Sheriff Center.

Over the past several seasons, the 'Bows have been among the top teams in the WAC. UH repeated as WAC Tournament champions in 2001 and 2002, becoming just the fourth team in league history to do so. In addition, the 2002 squad was the first in UH history to win both the regular-

season and tournament titles in the same year.

The 'Bows' success over the years have garnered them national attention and rewarded them with 31 national or regional television appearances in the past five seasons. Last season, UH's road game at Nevada and its Bracket Buster game against Wisconsin-Milwaukee were televised on ESPN2. The team and its players have been featured in numerous national publications, including *Sports Illustrated*, *USA Today*, and *ESPN The Magazine*.

In addition to being the winningest coach, Wallace is the most tenured coach in the program's history since becoming the 17th coach in 1987. His 19 seasons at UH easily surpasses Eugene "Luke" Gill's 11-year term from 1930-41. Wallace also is the "Dean of WAC coaches" and trails only UTEP's Don Haskins for the league record for most seasons.

A native of Illinois, Wallace entered the coaching profession as an assistant to long-time UH head coach Larry Little at Litchfield (Ill.) High School. In addition to serving as a basketball assistant, Wallace headed the track program for three years (1964-67).

But the dream of becoming a head coach at a Division I program lured Wallace back to his alma mater, Centenary, in Shreveport, La., to begin his college-coaching resume. After earning his master's degree in education from Illinois, he coached at Centenary for nine seasons under three different head coaches.

During his stay, Wallace recruited former Boston Celtic center Robert Parish and helped the team to a national ranking.

In 1976, Wallace assumed the dual role of athletics director and head coach, but after two seasons, he left to take the associate coaching position at Hawai'i under Little. He stayed from 1978-84 before taking a three-year leave to coach Seminole Junior College. Wallace compiled a 68-36 record at Seminole, including back-to-back 26-10 seasons.

In May 1987, Wallace returned to Hawai'i to become the program's 17th head coach, replacing Frank Arnold.

At Centenary, Wallace lettered in basketball for three years (1960-63) and was named team captain in his junior and senior seasons. He was selected the Most Valuable Player in the Gulf South Classic in 1962 and still ranks among Centenary's all-time leaders in scoring and rebounding.

Wallace was born on Oct. 25, 1941, in Alton, Ill. He is a 1959 graduate of Jerseyville High School in Illinois.

During the offseason, Wallace enjoys golfing and spending time with his wife, Joan. They have two children, Rob and Kim, and two grandchildren, Riley Haynes and Robert Riley III. He also co-authored a book, "The Rainbow Circle of Excellence," with Drs. Michael D'Andrea and Judy Daniels about the magical run of the 2000-01 squad.

WALLACE'S YEAR-BY-YEAR RECORD

Year	Team	Overall			WAC			WAC Tournament			Postseason		
		W	L	Pct	W	L	Pct	W	L	Pct	W	L	Pct
1976-77	Centenary	11	19	.367	—	—	—	—	—	—	—	—	—
1977-78	Centenary	4	8	.333	—	—	—	—	—	—	—	—	—
1984-85	Seminole JC	26	10	.722	—	—	—	—	—	—	—	—	—
1985-86	Seminole JC	26	10	.722	—	—	—	—	—	—	—	—	—
1986-87	Seminole JC	16	16	.500	—	—	—	—	—	—	—	—	—
1987-88	Hawai'i	4	25	.138	2	14	.125	1	1	.500	—	—	—
1988-89	Hawai'i	17	13	.567	9	7	.563	1	1	.500	0	1	.000 NIT
1989-90	Hawai'i	25	10	.714	10	6	.625	2	1	.667	2	1	.667 NIT
1990-91	Hawai'i	16	13	.552	7	9	.438	1	1	.500	—	—	—
1991-92	Hawai'i	16	12	.571	9	7	.563	0	1	.000	—	—	—
1992-93	Hawai'i	12	16	.429	7	11	.389	1	1	.500	—	—	—
1993-94	Hawai'i	18	15	.545	11	7	.611	3	0	1.000	0	1	.000 NCAA
1994-95	Hawai'i	16	13	.552	8	10	.444	2	1	.667	—	—	—
1995-96	Hawai'i	10	18	.357	7	11	.389	0	2	.000	—	—	—
1996-97	Hawai'i	21	8	.724	12	4	.750	0	1	.000	1	1	.500 NIT
1997-98	Hawai'i	21	9	.700	8	6	.571	0	1	.000	2	1	.667 NIT
1998-99	Hawai'i	6	20	.231	3	11	.214	—	—	—	—	—	—
1999-2000	Hawai'i	17	12	.586	5	9	.357	1	1	.500	—	—	—
2000-01	Hawai'i	17	14	.548	8	8	.500	3	0	1.000	0	1	.000 NCAA
2001-02	Hawai'i	27	6	.818	15	3	.833	3	0	1.000	0	1	.000 NCAA
2002-03	Hawai'i	19	12	.613	9	9	.500	1	1	.500	1	1	.500 NIT
2003-04	Hawai'i	21	12	.636	11	7	.611	0	1	.000	2	1	.667 NIT
2004-05	Hawai'i	16	13	.571	7	11	.389	1	1	.500	—	—	—
2005-06	Hawai'i	17	11	.607	10	6	.625	0	1	.000	—	—	—
Overall Record		399	315	.559	158	156	.503	20	16	.556	8	9	.471
Division I Record		331	279	.543									
Record at Hawai'i		316	252	.556									

Meet the Seniors



#45 Ahmet Gueye

(Forward ▶ 6-8 ▶ 225 ▶ Sr. ▶ Dakar, Senegal)

2005-06 (Junior): Named to the WAC's all-new-comer and all-defensive teams...missed the final two games of the season due to torn ACL in right knee...scored in double figures in 19 games...started 26 games...career-high 21 points, on 10-of-12 shooting at UNLV (Nov. 22)...double-double (14 pts/13 rebs) and four blocks vs. Loyola Marymount (Dec. 20)...had 14 points on 7-of-7 shooting, 11 rebounds, and three blocks at Boise State (Feb. 11)...had 12 points, 12 rebounds, and five blocks vs. Colorado State (Dec. 22)...averaged 19.0 points, 7.5 rebounds, and 3.0 blocks in two games against San Jose State...had 12 points and 11 rebounds against Santa Clara (Feb. 18)...posted five blocks vs. Saint Louis (Nov. 26), Colorado State (Dec. 22), and at Fresno State (Feb. 13)...season-low four points at Nevada (Jan. 28)...three double-doubles.

Summer 2005: Played for the African Select Team at the Global Games in Dallas...team lost in the quarterfinals...named to the all-tournament team.

Prior to UH: Played two seasons at Salt Lake Community College in Utah...as a sophomore, averaged 10.6 points and 5.9 rebounds per game and was named to the Region XVIII second team...in addition, shot 61.9 percent from the floor and had a team-high 33 blocks...led the Bruins to a 27-6 record and to the championship game of the SWAC Tournament, in which he was named to the all-tournament team...as a freshman, started 20 games and averaged 7.3 points and 4.2 rebounds per game...chose UH over Utah, Brigham Young, Utah State, and Boise State.

Prep: A 2000 graduate of Yalla Suur En High School in Dakar, Senegal...earned four letters in basketball...team was a finalist in the state tournament twice...named to the state all-tournament team during senior year.

Personal: Born Sept. 21, 1982 in Dakar, Senegal...has two brothers and one sister...speaks three languages (French, Wolof, English)...parents are Seynabou and Abdoulaye Gueye of Dakar, Senegal.

2005-06 Game-By-Game Stats

Opponent	GS	Min	FG	3FG	FT	Reb	PF	A	TO	Blk	Stl	Pts
Michigan State	*	22	6-7	0-0	1-1	2-4-6	4	0	0	2	0	13
at UNLV	*	34	10-12	0-0	1-5	3-4-7	4	1	3	1	0	21
Saint Louis	*	26	4-7	0-0	2-4	0-7-7	2	2	0	5	0	10
UNLV	*	30	3-6	0-0	7-9	3-5-8	3	2	3	1	0	13
at UW-Milwaukee	*	27	8-12	0-0	1-4	2-5-7	3	0	1	1	2	17
Utah State	*	36	6-9	0-0	0-0	2-6-8	4	2	3	4	1	12
Loyola Marymount	*	35	5-10	0-0	4-10	6-7-13	3	0	3	4	1	14
Colorado State	*	37	4-9	0-0	4-6	3-9-12	3	1	3	5	2	12
Northwestern State	*	31	5-6	0-0	8-10	2-6-8	4	1	1	3	0	18
North Carolina A&T	*	33	6-9	0-0	1-4	4-4-8	4	0	6	1	0	13
Penn	*	34	2-6	0-0	1-1	1-8-9	4	0	3	2	1	5
Nevada	*	35	3-10	0-0	1-3	4-4-8	3	1	2	4	0	7
at Louisiana Tech	*	32	6-10	0-0	2-4	1-6-7	3	2	2	3	0	14
at New Mexico State	*	21	4-8	0-0	0-0	0-3-3	5	1	0	1	0	8
Fresno State	*	37	8-13	0-0	0-0	0-8-8	2	0	2	2	0	16
Boise State	*	33	4-14	0-0	4-5	4-2-6	4	0	2	1	1	12
at Nevada	*	26	2-4	0-0	0-0	3-2-5	3	2	3	0	1	4
at Utah State	*	40	2-5	0-0	1-2	4-4-8	3	2	3	2	1	5
Idaho	*	24	4-6	0-0	3-4	1-2-3	4	0	0	1	1	11
San Jose State	*	31	5-11	0-0	9-9	2-5-7	3	3	2	4	0	19
at Boise State	*	30	7-7	0-0	0-0	3-8-11	3	1	2	3	0	14
at Fresno State	*	40	3-5	0-0	3-4	3-5-8	5	5	3	5	1	9
Santa Clara	*	37	6-8	0-0	0-1	4-7-11	2	2	2	2	0	12
at Idaho	*	36	4-10	0-0	7-9	2-6-8	2	3	5	4	0	15
at San Jose State	*	34	8-15	0-0	3-5	3-5-8	4	1	4	2	1	19
New Mexico State	*	24	1-6	0-0	3-6	3-4-7	3	0	1	2	0	5
Louisiana Tech												
vs New Mexico State												



Career Highs

Pts	21 at UNLV (11/22/05)
FG	10 at UNLV (11/22/05)
FGA	15 at San Jose State (2/25/06)
3FG	0
3FGA	0
FT	9 vs. San Jose State (2/4/06)
FTA	10, 2X last vs. Northwestern St. (12/23/05)
Reb	13 vs. Loyola Marymount (12/20/05)
Ast	5 at Fresno State (2/13/06)
To	6 vs. North Carolina A&T (12/27/05)
Blk	5, 3X last at Fresno State (2/13/06)
Stl	2, 2X last vs. Colorado State (12/22/05)
Min	40, 2X last at Fresno State (2/13/06)

Career Stats

Season	GP-GS	Min	Avg	FG-FGA	Pct	3FG-A	Pct	FT-A	Pct	Off-Def	Tot	Avg	PF-FO	A	TO	Blk	Stl	Pts	Avg
2005-06	26-26	825	31.7	126-225	.560	0-0	.000	66-106	.623	65-136	201	7.7	87-2	32	59	65	13	318	12.2

Meet the Seniors



#21 Matt Lojeski

(Guard ▶ 6-6 ▶ 185 ▶ Sr. ▶ Racine, WI)

2005-06 (Junior): Named to the WAC's all-new-comer team...scored in double figures in 23 games, including a string of nine straight from Dec. 23 through Jan. 28...season-high 21 points on 8-of-12 shooting against Idaho (Feb. 2)...scored 20 points on 7-of-11 shooting, including 6-of-8 from 3-point range, against Michigan State (Nov. 19)...also posted 20 points, on 8-of-11 shooting, five rebounds, and three blocks vs. Utah State (Dec. 17)...scored 20 points in both games against Fresno State...had 17 points on 5-of-6 3-point shooting and six rebounds vs. Saint Louis (Nov. 26)...had four blocks at San Jose State (Feb. 25)...season-low two points versus Colorado State (Dec. 22)...five 20-point games...played in all 40 minutes five times.

Prior to UH: Attended Eastern Wyoming College for two years...averaged nearly 17 points and six rebounds per game during his two-year career...as a sophomore, led the Lancers to the Region IX title game and was named a third team NJCAA All-American...as a freshman, led the team to the Region IX title and eighth place finish at the NJCAA Tournament, the school's highest finish ever...during that tournament, led all scorers, averaging 21.5 points and had the fifth highest rebounding average...scored a season-high 38 points against Northwest College as a freshman...also named to the all-Region IX team twice, all-Wyoming Community College Athletic Conference first team twice, and the NJCAA all-tournament team...also recruited by Utah State and DePaul.

Prep: A 2003 graduate of Racine St. Catherines High School in Racine, Wisc...lettered three times in both basketball and baseball and once in soccer and cross country...in basketball, named all-conference and all-county twice and was an all-state selection as a senior...earned all-conference honors twice in baseball.

Personal: Born July 24, 1985 in Racine, Wisc...has one brother and one sister...parents are Debbie and Thomas Lojeski of Racine, Wisc.

2005-06 Game-By-Game Stats

Opponent	GS	Min	FG	3FG	FT	Reb	PF	A	TO	Blk	Stl	Pts
Michigan State	*	31	7-11	6-8	0-0	1-3-4	3	0	2	0	1	20
at UNLV	*	37	4-8	1-3	1-2	1-4-5	1	1	1	0	2	10
Saint Louis	*	30	6-8	5-6	0-0	2-4-6	1	1	0	0	2	17
UNLV	*	38	4-6	1-3	6-6	0-3-3	1	3	2	0	0	15
at UW-Milwaukee	*	27	2-6	0-1	2-4	0-1-1	2	2	4	2	2	6
Utah State	*	36	8-11	4-7	0-0	1-4-5	1	3	2	3	2	20
Loyola Marymount	*	40	3-7	1-3	7-8	1-3-4	2	4	0	1	0	14
Colorado State	*	24	1-4	0-2	0-0	0-0-0	5	2	3	0	0	2
Northwestern State	*	35	7-14	2-7	1-2	1-1-2	1	6	3	0	3	17
North Carolina A&T	*	31	3-11	2-7	8-8	3-1-4	0	1	2	0	3	16
Penn	*	38	6-12	1-3	0-0	1-4-5	4	2	4	0	2	13
Nevada	*	39	3-8	1-3	5-6	1-3-4	2	3	1	1	1	12
at Louisiana Tech	*	37	5-13	1-6	4-4	0-2-2	0	0	2	0	1	15
at New Mexico State	*	35	4-10	2-6	2-3	1-2-3	1	4	1	0	0	12
Fresno State	*	40	6-12	3-7	5-6	1-6-7	2	2	1	0	2	20
Boise State	*	33	4-10	2-6	6-6	1-8-9	2	2	2	0	2	16
at Nevada	*	35	5-10	0-4	5-6	0-3-3	1	2	2	0	2	15
at Utah State	*	34	4-12	1-6	0-0	1-2-3	2	2	1	2	0	9
Idaho	*	35	8-12	5-6	0-0	2-2-4	2	2	3	1	0	21
San Jose State	*	27	4-8	2-4	0-0	1-2-3	3	6	0	1	0	10
at Boise State	*	35	4-9	4-7	4-4	0-3-3	4	1	2	0	2	16
at Fresno State	*	30	8-12	1-5	3-3	0-1-1	2	1	2	0	3	20
Santa Clara	*	38	6-14	3-9	1-1	0-2-2	1	3	0	0	0	16
at Idaho	*	34	3-7	2-3	1-2	2-4-6	1	5	2	1	1	9
at San Jose State	*	37	5-10	4-8	0-0	0-1-1	3	2	2	4	3	14
New Mexico State	*	40	3-9	1-5	4-4	2-7-9	1	2	2	0	1	11
Louisiana Tech	*	31	2-8	0-4	1-2	3-3-6	0	1	2	0	0	5
vs New Mexico State	*	40	4-10	1-7	1-1	1-5-6	2	2	1	0	0	10



Career Highs

Pts	21 vs. Idaho (2/2/06)
FG	8, 3X last at Fresno State (2/13/06)
FGA	14, 2X last vs. Santa Clara (2/18/06)
3FG	6 vs. Michigan State (11/19/05)
3FGA	9 vs. Santa Clara (2/18/06)
FT	8 vs. North Carolina A&T (12/27/05)
FTA	8, 2X last vs. North Carolina A&T (12/27/05)
Reb	9, 2X last vs. New Mexico State (3/2/06)
Ast	6, 2X last vs. San Jose State (2/4/06)
To	4, 2X last vs. Penn (12/29/05)
Blk	4 at San Jose State (2/25/06)
Stl	3, 4X last at San Jose State (2/25/06)
Min	40, 5X last vs. New Mexico State (3/9/06)

Career Stats

Season	GP-GS	Min	Avg	FG-FGA	Pct	3FG-A	Pct	FT-A	Pct	Off-Def	Tot	Avg	PF-FO	A	TO	Blk	Stl	Pts	Avg
2005-06	28-28	967	34.5	129-272	.474	56-146	.384	67-78	.859	27-84	111	4.0	50-1	65	49	16	35	381	13.6

Meet the Seniors



#10 John Wilder

(Guard ▶ 6-1 ▶ 195 ▶ Sr. ▶ Mobile, AL)

2005-06 (Junior): Appeared in 19 games as a back-up combo guard...scored first career points and appeared in 15 minutes against Saint Louis (Nov. 26)...season-high seven points in 11 minutes against Idaho (Feb. 2)...had four points and two rebounds against UNLV (Dec. 6)...did not see action in nine games.

Prior to UH: Attended Weatherford College in Texas for two years...a two-time honorable mention All-North Texas Junior College Athletic Conference...as a sophomore, averaged 12.0 points, 3.5 rebounds and 3.0 assists per game as the Coyotes finished 18-11...picked UH over Oklahoma, Lamar, Louisiana-Monroe and Louisiana-Lafayette.

Prep: A 2003 graduate of Central Park Christian School in Birmingham, Ala...received All-America honors after averaging 19.5 points, 8.5 rebounds, and 5.5 assists per game as a senior...led high school team to state high school championship.

Personal: Born July 21, 1983 in Mobile, Ala...has one brother and three sisters...has a daughter (Janiya)...parents are Mamie and John Wilder Sr. of Mobile, Ala.

2005-06 Game-By-Game Stats

Opponent	GS	Min	FG	3FG	FT	Reb	PF	A	TO	Blk	Stl	Pts
Michigan State	3	0-0	0-0	0-0	0-0	0	0	0	0	0	0	0
at UNLV												
Saint Louis	15	1-1	0-0	0-0	0-1-1	0	1	1	0	0	0	2
UNLV	10	1-2	0-1	2-2	0-2-2	2	1	4	0	0	0	4
at UW-Milwaukee	5	0-2	0-1	0-0	0-0-0	1	1	0	1	0	0	0
Utah State	6	0-0	0-0	0-0	0-0-0	0	0	0	0	0	1	0
Loyola Marymount	3	0-0	0-0	0-0	0-2-2	1	0	2	0	0	0	0
Colorado State												
Northwestern State	5	0-2	0-1	0-0	0-0-0	0	0	0	0	0	1	0
North Carolina A&T	6	0-1	0-0	0-0	0-0-0	1	0	0	0	0	0	0
Penn												
Nevada	9	0-2	0-2	0-0	0-1-1	0	0	0	0	0	0	0
at Louisiana Tech	3	0-0	0-0	0-0	0-0-0	0	0	0	0	0	0	0
at New Mexico State	7	1-2	0-1	0-0	0-1-1	0	0	0	0	0	1	2
Fresno State												
Boise State												
at Nevada	3	0-0	0-0	0-0	0-0-0	0	1	0	0	0	1	0
at Utah State	6	0-2	0-1	0-0	0-0-0	2	1	0	0	0	0	0
Idaho	11	2-2	1-1	2-2	0-0-0	1	0	0	0	0	0	7
San Jose State	9	0-1	0-0	0-0	0-0-0	0	0	0	0	0	0	0
at Boise State												
at Fresno State												
Santa Clara	2	0-1	0-1	0-0	0-0-0	0	0	0	0	0	0	0
at Idaho	6	0-1	0-0	0-0	0-0-0	0	1	0	0	0	0	0
at San Jose State												
New Mexico State												
Louisiana Tech	4	0-0	0-0	0-0	0-0-0	0	1	0	0	0	0	0
vs New Mexico State	4	0-1	0-1	0-0	0-0-0	0	0	0	0	0	0	0



Career Highs

Pts	7 vs. Idaho (2/2/06)
FG	2 vs. Idaho (2/2/06)
FGA	2, 7X last vs. Idaho (2/2/06)
3FG	1 vs. Idaho (2/2/06)
3FGA	2 vs. Nevada (1/5/06)
FT	2, 2X last vs. Idaho (2/2/06)
FTA	2, 2X last vs. Idaho (2/2/06)
Reb	2, 2X last vs. Loyola Marymount (12/20/05)
Ast	1, 7X last vs. Louisiana Tech (3/4/06)
To	4 vs. UNLV (12/6/05)
Blk	1 at UW-Milwaukee (12/10/05)
Stl	1, 4X last at Nevada (1/28/06)
Min	15 vs. Saint Louis (11/26/05)

Career Stats

Season	GP-GS	Min	Avg	FG-FGA	Pct	3FG-A	Pct	FT-A	Pct	Off-Def	Tot	Avg	PF-FO	A	TO	Blk	Stl	Pts	Avg
2005-06	19-0	117	6.2	5-20	.250	1-10	.100	4-4	1.000	0-7	7	0.4	8-0	7	7	1	4	15	0.8

Returning Players



#2 Matt Gibson (Guard ▶ 6-5 ▶ 170 ▶ Jr. ▶ Oklahoma City, OK)

2005-06: Earned a medical hardship (staph infection)...missed three games due to team mandated suspension...scored eight points and had two steals vs. Michigan State (Nov. 19).

2004-05 (Sophomore): Started 21 games...career-high 26 points on 9-of-13 shooting, including a perfect 6-for-6 from 3-point range vs. UW-Milwaukee (Feb. 19)...also scored 26 points, including 16 of the team's final 18 in win over Fresno State (March 5)...tallied 23 points and five 3-pointers at San Jose State (Feb. 5)...scored in double figures in 20 games...had 16 points in victory over USC (Dec. 23) to claim Rainbow Classic championship...scored 22 points on 8-of-14 shooting against Mississippi Valley State (Nov. 23)...had 22 points on 9-of-19 shooting at Rice (Feb. 27)...totaled 21 points and five rebounds vs. Boise State (Feb. 16)...had five steals to spark comeback win over Coastal Carolina (Nov. 26)...scored 20 points, six rebounds, and four assists at Tulsa (Feb. 25)...scored 19 points and dished out six assists at Nevada (Jan. 1)...named Rainbow Classic Most Outstanding Player...seven 20-point games.

Prior to UH: Attended Three Rivers Community College in Poplar Buff, Mo., for one year...ranked fourth in the NJCAA in scoring, averaging 25.8 points per game and earned Region XVI first team honors...after missing the first 10 games of the season, finished the season with five 30-point games, including a season-high 37 points against Northeast Mississippi...shot 46.4 percent from the field, including 56-of-150 from 3-point range and averaged 3.4 rebounds and 2.4 assists per game...also led the nation with a 90.2 free-throw percentage for the Raiders, which finished 18-12...picked UH over Oklahoma, Nebraska, and San Diego State.

Prep: A 2003 graduate of Putnam City High School in Oklahoma City, Okla...nominated for the McDonald's All-American game.

Personal: Born Oct. 2, 1984, in Oklahoma City, Okla...has one brother, Hunter...parents are Linda and Lon Gibson of Oklahoma City, Okla.

Career Highs

Pts	26, 2X last vs. Fresno State (3/5/05)
FG	9, 3X last vs. Fresno State (3/5/05)
FGA	19 at Rice (2/27/05)
3FG	6 vs. UW-Milwaukee (2/19/05)
3FGA	9 at Rice (2/27/05)
FT	7, 2X last vs. USC (12/23/04)
FTA	8, 2X last vs. USC (12/23/04)
Reb	6 at Tulsa (2/25/05)
Ast	6, 2X last at LaTech (2/10/05)
To	6, 2X last vs. Oral Roberts (12/22/04)
Blk	1, 3X last at LaTech (2/10/05)
Stl	5 vs. Coastal Carolina (11/26/04)
Min	40, 2X last vs. Nevada (3/3/05)

Career Stats


Season	GP-GS	Min	Avg	FG-FGA	Pct	3FG-A	Pct	FT-A	Pct	Off-Def	Tot	Avg	PF-FO	A	TO	Blk	Stl	Pts	Avg
2004-05	29-21	787	27.1	128-289	.443	46-136	.338	74-89	.831	14-38	52	1.8	76-3	79	68	3	40	376	13.0
2005-06	2-0	32	16.0	2-8	.250	1-6	.167	4-6	.667	0-3	3	1.5	7-0	3	6	0	3	9	4.5
TOTAL	31-21	819	26.4	130-297	.438	47-142	.331	78-95	.821	14-41	55	1.8	83-3	82	74	3	43	385	12.4

2005-06 Game-By-Game Stats

Opponent	GS	Min	FG	3FG	FT	Reb	PF	A	TO	Blk	Stl	Pts
Michigan State	23	2-7	1-5	3-4	3-0-3	3	3	2	0	2	8	
at UNLV	9	0-1	0-1	1-2	0-0-0	4	0	4	0	1	1	

2004-05 Game-By-Game Stats

Opponent	GS	Min	FG	3FG	FT	Reb	PF	A	TO	Blk	Stl	Pts
Miss. Valley St.	25	8-14	4-8	2-4	2-0-2	0	2	0	0	2	22	
Coastal Carolina	34	3-9	1-5	0-0	0-0-0	2	4	3	0	5	7	
Southern Illinois	* 36	3-10	1-5	4-4	2-1-3	3	3	6	0	0	11	
at Saint Louis	* 23	2-5	1-4	2-2	0-1-1	3	2	3	0	2	7	
Saint Mary's	13	4-4	0-0	5-6	1-0-1	2	0	1	0	1	13	
Long Beach State	22	4-9	0-4	7-8	1-2-3	1	1	0	0	1	15	
Oral Roberts	32	4-11	2-6	0-0	1-0-1	2	1	6	1	0	10	
USC	20	4-6	1-3	7-8	1-1-2	2	1	3	0	1	16	
at Fresno State	16	3-6	2-4	2-3	0-0-0	2	3	3	0	1	10	
at Nevada	* 40	6-13	2-5	5-5	0-2-2	3	6	5	0	3	19	
San Jose State	* 26	4-10	1-5	3-3	0-0-0	2	4	1	0	1	12	
SMU	* 31	4-12	0-5	6-6	0-2-2	1	5	2	0	2	14	
Louisiana Tech	* 30	4-10	2-5	0-0	1-2-3	3	2	2	0	4	10	
at UTEP	* 21	0-6	0-2	2-2	0-1-1	5	5	2	0	0	2	
at Boise State	20	0-5	0-4	3-5	0-0-0	4	3	2	0	0	3	
Rice	* 16	2-7	1-3	0-0	0-1-1	1	1	1	0	0	5	
Tulsa	* 10	1-2	0-0	0-0	0-2-2	1	1	0	0	1	2	
at San Jose State	* 35	8-13	5-8	2-2	0-2-2	3	3	1	1	2	23	
at Louisiana Tech	* 33	5-13	1-5	4-4	1-2-3	3	6	2	1	3	15	
at SMU	* 27	3-7	2-6	2-2	0-0-0	5	3	3	0	0	10	
Boise State	* 32	7-9	3-5	4-5	0-5-5	3	3	2	0	1	21	
UW-Milwaukee	* 37	9-13	6-6	2-3	0-1-1	3	1	3	0	3	26	
UTEP	* 30	4-13	1-5	0-0	0-1-1	4	2	0	0	1	9	
at Tulsa	* 36	7-13	1-5	5-7	0-6-6	4	4	3	0	3	20	
at Rice	* 30	9-19	4-9	0-1	2-0-2	5	4	5	0	1	22	
Nevada	* 40	6-18	1-6	1-1	0-3-3	2	4	1	0	0	14	
Fresno State	* 35	9-18	3-7	5-6	2-2-4	2	1	4	0	1	26	
vs San Jose State	* 16	1-3	1-2	0-0	0-0-0	2	1	1	0	1	3	
vs UTEP	* 21	4-11	0-4	1-2	0-1-1	3	3	3	0	0	9	



Returning Players



#33 Bobby Nash

(Guard ▶ 6-6 ▶ 185 ▶ Jr. ▶ Honolulu)

2005-06: Earned a medical hardship (shoulder injury)...appeared in six games...season-high 13 points on 3-of-5 shooting from 3-point range against Saint Louis (Nov. 26)...had 11 points off of three 3-pointers and four steals in loss to Colorado State (Dec. 22)...came off the bench and scored 10 points against Michigan State (Nov. 19).

2004-05 (Sophomore): Started 14 games...two game-winning 3-pointers (Oral Roberts and Rice)...drained 3-pointer with 15.5 seconds left while getting fouled in OT victory over Rice (Jan. 27)...hit game-winning 3-pointer at the buzzer in 55-54 win over Oral Roberts (Dec. 22) in Rainbow Classic semifinals...10 games scoring in double figures...scored career-high 14 points against USC (Dec. 23) in Rainbow Classic finals...made first career start against Mississippi Valley State (Nov. 23)...scored 12 points with four 3-pointers against Coastal Carolina (Nov. 26)...tallied 12 points and five rebounds against Boise State (Feb. 16)...scored in double figures in two WAC Tournament games...named to Rainbow Classic all-tournament team.

2003-04 (Freshman): Saw action in 23 games off the bench...scored 13 points, including two treys, in 14 minutes against Texas Southern (Dec. 19)...had two 3-pointers in loss to UC Santa Barbara (Nov. 21)...grabbed four rebounds at Southern Illinois (Feb. 21)...played season-high 19 minutes at UTEP (Feb. 23).

Prep: A 2003 graduate of Iolani School in Honolulu...named first-team all-state by both *The Honolulu Advertiser* and *Honolulu Star-Bulletin* in his junior and senior seasons...team captured the state championship both years...listed as a Top 100 national recruit in several publications...finished second in the league in scoring at 14.6 points per game as a senior and averaged 13.2 points and 6.7 rebounds per game in his junior year...named to the honor roll all four quarters of his senior year...also recruited by Baylor, West Virginia, and Boston University.

Personal: Born Aug. 21, 1984, in Honolulu...sister, Erika, played Division I volleyball at Bradley...father, Bob, was a member of the school's famed "Fabulous Five" of the 1970s...parents are Domelynne and Bob Nash of Honolulu.

Career Highs

Pts	20 vs. Rice (1/27/05)
FG	8 vs. Rice (1/27/05)
FGA	11 vs. Rice (1/27/05)
3FG	4, 2X last vs. UTEP (3/10/05)
3FGA	6, 2X last vs. Rice (1/27/05)
FT	5 vs. Boise State (2/16/05)
FTA	6 vs. Boise State (2/16/05)
Reb	6 vs. Long Beach St. (12/20/04)
Ast	4 vs. Coastal Carolina (11/26/04)
To	3, 2X last vs. Fresno State (3/5/05)
Blk	1, 5X last vs. San Jose State (3/8)
Stl	2, 4X last vs. Rice (1/27/05)
Min	37 vs. Rice (1/27/05)

Career Stats

Season	GP-GS	Min	Avg	FG-FGA	Pct	3FG-A	Pct	FT-A	Pct	Off-Def	Tot	Avg	PF-FO	A	TO	Blk	Stl	Pts	Avg
2003-04	23-0	119	5.2	17-35	.486	7-17	.412	1-2	.500	5-16	21	0.9	21-0	7	9	2	3	42	1.8
2004-05	29-14	535	18.4	70-173	.405	27-68	.397	14-22	.636	21-36	57	2.0	38-0	37	29	3	17	181	6.2
2005-06	6-0	90	15.0	14-43	.326	8-24	.333	4-9	.444	4-6	10	1.7	4-0	4	7	1	9	40	6.7
TOTAL	58-14	744	12.8	101-251	.402	42-109	.385	19-33	.576	30-58	88	1.5	63-0	48	45	6	29	263	4.5

2005-06 Game-By-Game Stats

Opponent	GS	Min	FG	3FG	FT	Reb	PF	A	TO	Blk	Stl	Pts
Michigan State	14	4-9	2-5	0-0	0-0	1-2-3	0	1	0	0	1	10
at UNLV	14	1-6	0-4	0-0	0-0-0	2	1	2	0	1	2	2
Saint Louis	19	4-10	3-5	2-4	1-3-4	1	1	1	0	2	13	13
UNLV	11	2-6	0-3	0-1	1-0-1	0	1	1	1	0	4	4
at UW-Milwaukee	14	0-5	0-1	0-0	1-1-2	0	0	1	0	1	0	0
Utah State					DNP - Shoulder Injury							
Loyola Marymount					DNP - Shoulder Injury							
Colorado State	18	3-7	3-6	2-4	0-0-0	1	0	2	0	4	11	11

2004-05 Game-By-Game Stats

Opponent	GS	Min	FG	3FG	FT	Reb	PF	A	TO	Blk	Stl	Pts
Miss. Valley St.	*	14	1-7	1-5	0-0	1-0-1	1	0	1	0	0	3
Coastal Carolina	*	26	4-8	4-6	0-0	0-1-1	0	4	0	0	0	12
Southern Illinois	*	23	2-10	1-4	0-0	0-0-0	1	2	2	0	1	5
at Saint Louis	*	17	1-6	1-1	0-0	0-0-0	0	1	1	0	2	3
Saint Mary's	*	21	5-8	0-2	0-0	1-1-2	0	1	2	0	1	10
Long Beach State	*	25	0-7	0-5	0-1	2-4-6	2	1	2	0	2	0
Oral Roberts	*	17	3-7	1-1	0-0	2-0-2	0	3	3	0	1	7
USC	*	31	5-8	1-2	3-4	1-2-3	1	1	2	0	1	14
at Fresno State	*	29	1-7	1-2	0-0	2-2-4	2	2	0	0	0	3
at Nevada		6	0-1	0-0	0-0	0-0-0	1	0	0	0	0	0
San Jose State		17	1-3	0-2	0-0	1-2-3	1	1	2	0	1	2
SMU		2	1-1	0-0	0-0	0-0-0	1	0	0	0	0	2
Louisiana Tech		12	1-3	0-2	0-0	0-0-0	2	2	0	0	0	2
at UTEP		16	4-6	2-2	0-0	1-1-2	1	3	0	0	1	10
at Boise State		16	2-6	0-1	0-0	2-2-4	4	0	2	0	0	4
Rice		37	8-11	3-6	1-3	0-2-2	2	2	2	0	2	20
Tulsa		21	2-6	1-3	0-0	2-1-3	0	3	1	0	1	5
at San Jose State		11	1-3	0-2	0-0	1-1-2	2	1	0	0	0	2
at Louisiana Tech		4	0-2	0-0	0-0	0-0-0	0	1	0	0	1	0
at SMU		20	3-8	2-5	2-2	0-2-2	2	3	0	1	0	10
Boise State	*	24	3-7	1-2	5-6	0-5-5	4	1	1	0	1	12
UW-Milwaukee	*	21	4-9	1-2	2-2	0-1-1	2	1	1	0	0	11
UTEP	*	23	3-9	0-2	0-0	2-0-2	0	1	1	0	0	6
at Tulsa	*	14	1-3	0-0	0-0	0-1-1	3	1	1	0	1	2
at Rice	*	24	4-9	0-1	0-0	1-3-4	2	0	1	0	1	8
NEVADA		14	2-4	0-1	0-0	1-0-1	2	0	1	1	0	4
FRESNO STATE		10	0-1	0-0	0-0	0-1-1	1	0	3	0	0	0
vs San Jose State		23	4-8	3-5	0-1	0-2-2	0	1	0	1	0	11
vs UTEP		17	4-5	4-4	1-3	1-2-3	1	1	0	0	0	13

2003-04 Game-By-Game Stats

Opponent	GS	Min	FG	3FG	FT	Reb	PF	A	TO	Blk	Stl	Pts
UC Santa Barbara		5	2-3	2-2	0-0	1-2-3	0	0	0	0	0	6
vs. Santa Clara		4	0-1	0-1	0-0	0-1-1	1	0	1	0	0	0
vs. Chaminade		2	0-0	0-0	0-0	0-0-0	2	0	2	0	0	0
Texas Southern		14	5-6	2-3	1-2	1-0-1	3	1	0	0	0	13
New Orleans		4	0-0	0-0	0-0	0-1-1	1	0	0	0	0	0
Lamar		2	0-1	0-0	0-0	0-1-1	0	0	0	0	0	0
IUPUI		1	0-0	0-0	0-0	0-0-0	0	0	0	0	0	0
Fresno State		1	0-1	0-1	0-0	0-0-0	1	0	0	0	0	0
Nevada		3	1-1	0-0	0-0	0-0-0	3	0	0	0	0	2
at San Jose State		8	1-2	1-1	0-0	0-0-0	0	1	1	0	0	3
at SMU		3	0-2	0-0	0-0	0-0-0	1	0	1	0	0	0
UTEP		10	1-2	0-0	0-0	0-2-2	1	2	2	0	0	2
Boise State		7	0-0	0-0	0-0	0-1-1	0	0	1	1	0	0
at Rice		3	1-2	0-1	0-0	0-0-0	0	0	0	0	0	2
at Tulsa		7	1-1	1-1	0-0	0-0-0	2	1	0	0	0	3
SMU		2	0-0	0-0	0-0	0-0-0	0	0	0	0	0	0
at Boise State		6	0-3	0-2	0-0	0-1-1	0	1	0	0	1	0
at Southern Illinois		3	1-1	0-0	0-0	1-3-4	0	0	1	0	0	2
at UTEP		19	1-2	0-1	0-0	1-2-3	3	0	0	0	2	2
Tulsa		7	2-5	0-2	0-0	1-2-3	1	1	0	1	0	4
at Nevada		4	0-0	0-0	0-0	0-0-0	1	0	0	0	0	0
Nebraska		2	0-1	0-1	0-0	0-0-0	0	0	0	0	0	0
at Michigan		2	1-1	1-1	0-0	0-0-0	0	0	0	0	0	3

Returning Players



#23 Jack Miller

(Guard ▶ 6-3 ▶ 185 ▶ So. ▶ Honolulu)

2005-06 (Freshman): Appeared in five games...scored first career points against Saint Louis (Nov. 26)...season-high three minutes played against Idaho (Feb. 2)...also saw action against Utah State (Dec. 17), at Nevada (Jan. 28), and San

Jose State (Feb. 4).

Prep: A 2005 graduate of Saint Louis School in Honolulu...as a senior, was named to the Honolulu Advertiser's all-state second team and the Honolulu Star-Bulletin's Fab 15 after averaging 17.9 points per game...also selected to the all-Interscholastic League of Honolulu first team after leading the league with a 19.1 scoring average in ILH games...originally attended Iolani School as a freshman before moving to Ohio, where he attended Findlay High School for two years.

Personal: Born Oct. 17, 1986 in Honolulu...has one brother...father Jack played for UH from 1979-82...parents are Stacy and Jack Miller II, of Honolulu.

2005-06 Game-By-Game Stats

Opponent	GS	Min	FG	3FG	FT	Reb	PF	A	TO	Blk	Stl	Pts
Michigan State												DNP - Coaches Decision
at UNLV												DNP - Coaches Decision
Saint Louis	2	1-1	1-1	0-0	0-0-0	0	0	0	0	0	3	
UNLV												DNP - Coaches Decision
at UW-Milwaukee												DNP - Coaches Decision
Utah State	1	0-0	0-0	0-0	0-0-0	1	0	0	0	0	0	
Loyola Marymount												DNP - Coaches Decision
Colorado State												DNP - Coaches Decision
Northwestern State												DNP - Coaches Decision
North Carolina A&T												DNP - Coaches Decision
Penn												DNP - Coaches Decision
Nevada												DNP - Coaches Decision
at Louisiana Tech												DNP - Coaches Decision
at New Mexico State												DNP - Coaches Decision
Fresno State												DNP - Coaches Decision
Boise State												DNP - Coaches Decision
at Nevada	1	0-0	0-0	0-0	0-0-0	0	0	0	0	0	0	
at Utah State												DNP - Coaches Decision
Idaho	3	0-1	0-0	0-0	0-0-0	0	0	1	0	0	0	
San Jose State	0+	0-1	0-1	0-0	0-0-0	0	0	0	0	0	0	
at Boise State												DNP - Coaches Decision
at Fresno State												DNP - Coaches Decision
Santa Clara												DNP - Coaches Decision
at Idaho												DNP - Coaches Decision
at San Jose State												DNP - Coaches Decision
New Mexico State												DNP - Coaches Decision
Louisiana Tech												DNP - Coaches Decision
New Mexico State												DNP - Coaches Decision



Career Highs

Pts	3 vs. Saint Louis (11/26/05)
FG	1 vs. Saint Louis (11/26/05)
FGA	1, 3X last vs. San Jose State (2/4/06)
3FG	1 vs. Saint Louis (11/26/05)
3FGA	1, 2X last vs. San Jose State (2/4/06)
FT	0
FTA	0
Reb	0
Ast	0
To	1 vs. Idaho (2/2/06)
Blk	0
Stl	0
Min	3 vs. Idaho (2/2/06)

Career Stats

Season	GP-GS	Min	Avg	FG-FGA	Pct	3FG-A	Pct	FT-A	Pct	Off-Def	Tot	Avg	PF-FO	A	TO	Blk	Stl	Pts	Avg
2005-06	5-0	7	1.4	1-3	.333	1-2	.500	0-0	.000	0-0	0	0.0	1-0	0	1	0	0	3	0.6

Returning Players



#11 Dominic Waters

(Guard ▶ 6-1 ▶ 170 ▶ So. ▶ Portland, OR)

2005-06 (Freshman): Named the WAC's Freshman of the Year...appeared in 20 games and made two starts...saw first action of career against Saint Louis (Nov. 26)...made first career start at point guard against Northwestern State (Dec.


23)...also started WAC Tournament quarterfinal game against New Mexico State (March 9)...season-high 11 points, on 4-of-7 shooting and three 3-pointers in win over Idaho (Feb. 2)...had nine points and two 3-pointers in 19 minutes vs. Nevada (Jan. 5)...tallied seven points against San Jose State (Feb. 4)...had five points in 17 minutes against New Mexico State (March 2)...scored first points against Utah State (Dec. 17)...had six points and two 3-pointers at New Mexico State (Jan. 14).

Prep: A 2005 graduate of Grant High School in Portland, Ore...averaged 23.4 points per game and once scored 46 points in a game as a senior...led the Portland Interscholastic League and ranked third overall in the state in scoring...named first team all-state, first team all-city and was the Player of the Year in the class 4A P.I.L...during his junior season, averaged 13.4 ppg and was an honorable mention all-state pick...played in two all-star games including the Oregon-Washington game in which he scored 16 points...picked UH over Boston University, Sacramento State, and Santa Clara.

Personal: Born Sept. 28, 1986 in Portland, Ore...has two sisters...parents are Nikki Blackburn and Curtis Waters of Portland, Ore.

2005-06 Game-By-Game Stats

Opponent	GS	Min	FG	3FG	FT	Reb	PF	A	TO	Blk	Stl	Pts
Michigan State												
at UNLV												
Saint Louis	3	0-0	0-0	0-1	0-1-1	0	0	0	0	0	0	0
UNLV												
at UW-Milwaukee												
Utah State	3	0-0	0-0	2-5	0-0-0	0	0	0	0	0	0	2
Loyola Marymount	5	1-1	0-0	4-4	0-0-0	0	1	1	0	0	0	6
Colorado State												
Northwestern State *	14	1-4	0-2	0-0	0-0-0	2	1	3	0	0	0	2
North Carolina A&T	4	0-1	0-1	1-2	0-0-0	1	1	0	0	0	0	1
Penn												
Nevada	19	3-5	2-3	1-3	0-1-1	2	2	1	0	0	0	9
at Louisiana Tech	6	0-1	0-0	0-0	0-1-1	0	0	1	0	0	0	0
at New Mexico State	12	2-3	2-3	0-2	1-0-1	2	0	1	0	0	0	6
Fresno State												
Boise State	6	0-1	0-0	0-0	0-0-0	2	0	1	0	0	0	0
at Nevada	6	1-2	0-1	0-0	1-1-2	0	1	0	0	0	0	2
at Utah State	3	1-2	1-2	0-0	0-1-1	1	1	0	0	0	0	3
Idaho	13	4-7	3-5	0-0	0-0-0	1	1	1	0	0	0	11
San Jose State	19	2-5	1-2	2-2	0-0-0	3	0	0	0	0	0	7
at Boise State	6	0-2	0-1	2-2	0-0-0	0	0	0	0	0	0	2
at Fresno State	6	0-1	0-0	0-0	0-1-1	2	1	0	0	0	0	0
Santa Clara	1	0-0	0-0	0-0	0-0-0	0	0	0	0	0	0	0
at Idaho												
at San Jose State	3	0-0	0-0	0-0	0-1-1	1	1	1	0	0	0	0
New Mexico State	17	1-2	1-1	2-2	0-0-0	2	1	2	0	0	0	5
Louisiana Tech	10	1-2	0-0	0-0	0-0-0	0	0	0	0	0	0	2
New Mexico State *	17	0-2	0-2	0-0	0-1-1	0	3	1	0	0	0	0



Career Highs

Pts	11 vs. Idaho (2/2)
FG	4 vs. Idaho (2/2)
FGA	7 vs. Idaho (2/2)
3FG	3 vs. Idaho (2/2)
3FGA	5 vs. Idaho (2/2)
FT	4 vs. Loyola Marymount (12/20)
FTA	5 vs. Utah State (12/17)
Reb	2 at Nevada (1/28)
Ast	2 vs. Nevada (1/5)
To	3 vs. Northwestern St. (12/23)
Blk	0
Stl	0
Min	19, 2X last vs. San Jose State (2/4)

Career Stats

Season	GP-GS	Min	Avg	FG-FGA	Pct	3FG-A	Pct	FT-A	Pct	Off-Def	Tot	Avg	PF-FO	A	TO	Blk	Stl	Pts	Avg
2005-06	20-2	173	8.7	17-41	.415	10-23	.435	14-23	.609	2-8	10	0.5	19-0	14	13	0	0	58	2.9

Redshirt Transfers



#20 Jared Dillinger

(G/F ▶ 6-5 ▶ 200 ▶ Jr. ▶ Littleton, CO)

2005-06: Sat out the season due to NCAA transfer rules.

Prior to UH: Attended the U.S. Air Force Academy for two years...team went 40-18 during his stay, including a school-best 22-6 campaign in the 2003-04 season...that team won the Mountain West Conference regular season and participated in the NCAA Tournament...averaged 1.7 points and 1.0 rebounds per game and shot .435 from the field...as a sophomore, had a career-high seven points and two steals against Alcorn State...career-high four rebounds vs. Jacksonville State.

Prep: A 2002 graduate of Dakota Ridge High School in Littleton, Colo...current school record holder for highest career scoring average (18.0)...served as team captain during senior year...named all-conference and honorable mention all-state as a senior...attended and played basketball at the U.S. Air Force Academy Prep School during the 2002-03 season...team posted the best record in school history (25-6)...named the team's defensive player of the year and to the Husky Invitational all-tournament team.

Personal: Born Jan. 6, 1984 in Rapid City, S.D...has one sister...parents are Gemma Bautista of Austria and James Dillinger of Littleton, Colo.



#35 Stephen Verwers

(F/C ▶ 6-10 ▶ 240 ▶ Jr. ▶ Weatherford, TX)

2005-06: Sat out this season due to NCAA transfer rules.

Prior to UH: Played two seasons for Colorado State...a part-time starter in 2004-05, in which he was one of three players to appear in all 28 games...averaged 1.9 points and 2.0 rebounds per game and shot 39.6 percent from the field...as a freshman, averaged 2.3 points and 2.0 rebounds per game while shooting 56.5 percent...over his two-year career at CSU, played in 57 consecutive games and started 18 contests.

Prep: A 2003 graduate of Weatherford Home School in Texas...regarded as one of the top frontcourt players in the nation...listed as the ninth best player in the state of Texas by Texas Basketball Review...ranked among the top 85 players nationally by theinsidershoops.com...set school career records for scoring, rebounds, and blocked shots...earned four letters in basketball...earned all-state and All-America honors...coached by his father, Craig.

Personal: Born April 11, 1985 in Fort Worth, Texas...has two brothers and one sister...parents are Debbie and Craig Verwers of Weatherford, Texas.

Newcomers



TODD LOWENTHAL - of Poway High School in San Diego, Calif., was a three-time all-Palomar League pick. In his senior year, the 6-foot-2, 185-pounder averaged 21.0 points, 6.3 assists, and 8.0 rebounds per game playing both guard positions. He shot 53 percent from the field, including 41 percent from 3-point range, and at an 81 percent clip from the free throw line. HoopScoop rated Lowenthal 169th among its top high school seniors. He was also

rated one of the top five point guards in the West by various scouting services and picked UH over St. John's, Stanford, Creighton, Tulsa, San Diego State, and Pacific.

As a junior, Lowenthal averaged 24.1 points, 5.0 assists, and 6.5 rebounds leading Poway to a third place finish in the Palomar League and quarterfinal appearance at the C.I.F. Division I San Diego Section tournament. That season, he was selected to the San Diego Union-Tribune all-Section second team.

Lowenthal attended Newport Harbor High School as a freshman before transferring to Poway. In addition to his athletic skills, Lowenthal succeeded in the classroom, compiling a 4.03 grade point average and was selected to the Union-Tribune's all-Academic Team.



RILEY LUETTGERODT - 6-foot-5 wing player from Chemeketa Community College led the Northwest Athletic Association of Community Colleges (NWAACC) in scoring with a 26.7 average. His 802 points was a new single-season school record, breaking a 25-year old mark. In addition, Luettgerodt averaged 8.2 rebounds and 3.2 assists and was named the Most Valuable Player of the league's Southern Division.

During a regular season game against Lane Community College in January, Luettgerodt scored 53 points and grabbed 14 rebounds in a 111-97 victory. His torrid streak continued into the NWAACC Tournament where he led all players in scoring with a 25.8 average and finished second in rebounding (9.5). Luettgerodt torched Lane C.C. again during the tourney, scoring 38 points in a 104-83 win. Chemeketa (21-10) finished seventh and Luettgerodt was named to the NWAACC all-tournament first team.

On the year, he scored 30 points or more 11 times and had two 40-point games while shooting 51 percent from the field, including 42 percent from 3-point range. The Gladstone, Ore. native picked UH over Montana and has two years of eligibility remaining.

In Luettgerodt's first season at Chemeketa, he averaged 18.9 points, 4.6 rebounds, and 2.5 assists per game and was named to the league's Southern Division first team. Chemeketa finished 25-8 and placed eighth at the NWAACC Tournament. Over his two-year career, Chemeketa had records of 46-18 overall and 24-4 in conference play and Luettgerodt averaged 22.7 points, 6.5 rebounds, and 2.9 assists per game.

Prior to Chemeketa, Luettgerodt had a stellar career at Rex Putnam High School in Milwaukie, Ore. He led the state in scoring (23.3) during his senior year and finished second in the voting for state player of the year honors. In addition, Luettgerodt was named to the all-state first team and was selected as the Three Rivers League player of the year. As a junior, Luettgerodt averaged 16.5 points per game and earned honorable mention all-state and first team all-league honors.



TODD FOLLMER - played one year at Irvine Valley College after transferring from UC Santa Barbara, where he redshirted during his one-year stint there. At IVC, Follmer emerged as the team's top player late in the year and finished the season with a 29-point, 12-rebound performance against Mt. San Jacinto in the Southern California Regional first round game. In his one season at IVC, Follmer averaged 10.4 points and 4.5 rebounds per game while shooting 55.8 percent from the field. One recruiting service selected him as a Top 10 JUCO qualifier. Follmer will have three years of eligibility remaining at UH.

The San Clemente, Calif., native is a 2004 graduate of Santa Margarita Catholic High School. As a senior, Follmer averaged 15.0 points, 12.1 rebounds and 5.0 blocked shots per game and was an all-Serra League pick. He shot 68 percent from the field, including 78 percent from the free throw line, and had a 38-point, 21-rebound performance against St. John Bosco High School. Follmer was also selected to the Los Angeles Times all-Orange County team and helped lead Santa Margarita to the 2004 Serra League championship and C.I.F. Division III-AA title, the first in the school's history.



P.J. OWSLEY - attended Salt Lake Community College for two years after transferring from Division I Montana State. Last season, the Bozeman, Mont. native started 27 games and averaged 11.2 points and 5.0 rebounds per game for SLCC. He shot 53.1 percent from the field and had a team-high 34 blocks while earning honorable mention all-Region XVIII honors.

Owsley (pronounced OWLS-ly) is the fourth former SLCC player - all forwards - to sign with UH in the past several years, joining Troy Ostler (1999-2000), Jeff Blackett (2003-04), and current Rainbow Warrior Ahmet Gueye. Owsley and Gueye were teammates and roommates at SLCC during the 2004-05 season.

After graduating from Bozeman High School in 2003, Owsley signed with the hometown Bobcats. As a true freshman during the 2003-04 season, Owsley appeared in 22 games off the bench and averaged 2.6 points and 1.1 rebounds per game. The following season, he transferred to SLCC and redshirted during the 2004-05 season due to a leg injury.

As a senior at Bozeman High, Owsley led the Hawks to an undefeated (23-0) season and the 2003 Class AA state championship. He was named to the all-state and Eastern AA all-conference first teams after averaging 12.4 points and 6.4 rebounds per game.



ALEX VEIT - a 6-foot-9, 200-pound forward from Salem, Ore., completed his second season with Monterey Peninsula in 2005-06. In his freshman year, Veit averaged nearly 10 points and six rebounds per game for the Lobos.

As a senior at South Salem High School, Veit led his team to the championship of the Oregon state 4A tournament in 2004 in which he was named the tournament's Most Valuable Player. That year he was selected to the All-Valley League third team.

2005-06 Season In Review



HEAD COACH RILEY WALLACE

A season that started with high hopes for the Hawai'i men's basketball team ended in disappointment. With an active roster of 13, the Rainbow Warriors opened the 2005-06 season on a high, posting one of the biggest wins in the program's history. But throughout the course of a long season, the roster dwindled to nine and saw the 'Bows miss postseason play for the second consecutive year.

Behind senior forward Julian Sensley, the 'Bows finished the season at 17-11 and sported their seventh consecutive winning record. The senior concluded his illustrious career as the only player in school history to rank in the Top 10 in scoring, rebounding, and assists. In addition, the Kailua, Oahu native became the 12th player to join the school's 1,000-point club.

Sensley and the 'Bows opened the season with a decisive 84-62 victory over fourth-ranked Michigan State at the Stan Sheriff Center. The win, second biggest only to an upset of second-ranked Kansas in 1998, opened eyes around the country and nearly propelled the 'Bows into the Associated Press Top 25 poll. The victory also gave head coach Riley Wallace his 300th at the school and a positive start to his 19th season.

A road loss at UNLV the following week coupled with a team suspension to guard Matt Gibson, the team's leading scorer during the '04-05 season, started a downward trend. After a pair of home wins over Saint Louis and a rematch with UNLV, the 'Bows dropped yet another road game to eventual NCAA Tournament participant Wisconsin-Milwaukee.

UH's road futility was evident throughout the season as the team lost its first seven away from the Islands. But the 'Bows maintained their home advantage with victories over Utah State to begin Western Athletic Conference play and eventual West Coast Conference runner-up Loyola Marymount to open the Outrigger Hotels Rainbow Classic. At the same time, UH had to overcome senior center Milos Zivanovic's decision to quit the program due to lack of playing time.

The injury bug also hit UH at the wrong time as the team's four-year reign as Rainbow Classic champions was snapped with a semifinal loss to Colorado State. More significantly, the 'Bows lost junior guard Bobby Nash for the season with a shoulder injury while Sensley re-aggravated an Achilles injury and was forced to sit out of the team's third place game against future NCAA Tournament Cinderella Northwestern State.

Without Sensley and with the news of Gibson sitting out the remainder of the season due to a nagging staph infection, the 'Bows won that game and saw the emergence of freshmen guards Dominic Waters - later named the WAC's Freshman of the Year - and Hiram Thompson into more prominent roles in the lineup. After splitting a pair of non-conference home games to North Carolina A&T and Penn, the 'Bows resumed WAC play with an overtime victory of eventual league champion Nevada.

UH returned to the continent once again for its first league road games. But the team's unlucky fortunes away from the Stan Sheriff Center continued with consecutive three-point losses to Louisiana Tech and New Mexico State. Home wins over Fresno State and Boise State put UH among the WAC leaders at 4-2. Just as quickly, the team dropped to .500 after a pair of double-digit losses at Nevada and Utah State, the latter of which was an appearance on ESPN's Big Monday.

The 'Bows rebounded in February, with six wins in seven games during the month. Surprisingly, UH managed to solve its road woes, winning three in four chances. A nine-point victory at Boise State, snapped a 10-game road losing streak while the team's sweep of Idaho and San Jose State, marked only the fifth time in Wallace's tenure that UH swept a road trip. Sensley came to Hawai'i's rescue against the Spartans, with the game-winner in the final seconds.

The 'Bows closed out the regular season with home games against New Mexico State and Louisiana Tech. A sweep would give UH the No. 3 seed in the WAC Tournament and a sure shot of a postseason berth. The 'Bows got past the Aggies but suffered a big blow with the loss of forward Ahmet Gueye, who blew out his knee in the practice leading up to the regular season finale.

Without Gueye, the team's top rebounder and WAC leader in blocked shot, UH was left without a low-post presence in a 51-48 loss to LaTech. UH slipped to the fourth-seed in the WAC Tournament and were matched up against fifth-seeded New Mexico State in the quarterfinals. The 'Bows put together a valiant effort but came up short, in more ways than one, as forward Matthew Gipson's putback at the buzzer missed in a 58-57 setback.

A season that started off with high expectations ended bitter sweet for seniors Sensley, Gipson, point guard Deonte Tatum, and reserve center Chris Botez. Some good news came out of the season as Sensley was named to the all-WAC first team while newcomers Gueye and guard Matt Lojeski were selected to the WAC's all-newcomer team. Gueye was also picked to the all-defensive team.



JULIAN SENSLEY

2005-06 STATISTICS

RECORD	OVERALL	HOME	AWAY	NEUTRAL
ALL GAMES	17-11	14-3	3-7	0-1
WAC	10-6	7-1	3-5	0-0
NON-CONFERENCE	7-5	7-2	0-2	0-1

##	Player	GP-GS	Min--Avg	---TOTAL---			---3-PTS---			----REBOUNDS----							Pts	Avg			
				FG-FGA	Pct	3FG-FGA	Pct	FT-FTA	Pct	Off	Def	Tot	Avg	PF	FO	A			TO	Blk	Stl
41	Sensley, Julian....	27-27	1000 37.0	174-390	.446	50-147	.340	77-117	.658	45	111	156	5.8	45	0	87	65	14	34	475	17.6
21	Lojeski, Matt.....	28-28	967 34.5	129-272	.474	56-146	.384	67-78	.859	27	84	111	4.0	50	1	65	49	16	35	381	13.6
45	Gueye, Ahmet.....	26-26	825 31.7	126-225	.560	0-0	.000	66-106	.623	65	136	201	7.7	87	2	32	59	65	13	318	12.2
25	Tatum, Deonte.....	28-28	930 33.2	86-210	.410	14-51	.275	51-82	.622	36	61	97	3.5	44	1	102	69	4	28	237	8.5
04	Gipson, Matthew....	28-28	772 27.6	75-186	.403	5-30	.167	33-65	.508	48	109	157	5.6	86	3	45	42	28	25	188	6.7
33	Nash, Bobby.....	6-0	90 15.0	14-43	.326	8-24	.333	4-9	.444	4	6	10	1.7	4	0	4	7	1	9	40	6.7
02	Gibson, Matt.....	2-0	32 16.0	2-8	.250	1-6	.167	4-6	.667	0	3	3	1.5	7	0	3	6	0	3	9	4.5
50	Botez, Chris.....	27-1	512 19.0	55-98	.561	0-0	.000	8-27	.296	47	70	117	4.3	80	2	31	31	37	16	118	4.4
11	Waters, Dominic....	20-2	173 8.7	17-41	.415	10-23	.435	14-23	.609	2	8	10	0.5	19	0	14	13	0	0	58	2.9
24	Thompson, Hiram....	18-0	197 10.9	21-36	.583	0-3	.000	9-14	.643	3	10	13	0.7	19	0	25	21	0	9	51	2.8
10	Wilder, John.....	19-0	117 6.2	5-20	.250	1-10	.100	4-4	1.000	0	7	7	0.4	8	0	7	7	1	4	15	0.8
23	Miller, Jack.....	5-0	7 1.4	1-3	.333	1-2	.500	0-0	.000	0	0	0	0.0	1	0	0	1	0	0	3	0.6
12	Zivanovic, Milos...	1-0	3 3.0	0-0	.000	0-0	.000	0-0	.000	0	1	1	1.0	2	0	0	2	0	0	0	0.0
TEAM.....										37	46	83	3.0	0		3					

Total.....	28	5625	705-1532	.460	146-442	.330	337-531	.635	314	652	966	34.5	452	9	415	375	166	176	1893	67.6
Opponents.....	28	5625	659-1612	.409	153-480	.319	332-502	.661	371	600	971	34.7	470	-	303	352	55	192	1803	64.4

TEAM STATISTICS	HAWAII	OPP	DATE	OPPONENT	W/L	SCORE	ATTEND
SCORING.....	1893	1803	11/19/05	MICHIGAN STATE	W	84-62	9431
Points per game.....	67.6	64.4	11/22/05	at UNLV	L	61-67	12108
Scoring margin.....	+3.2	-	11/26/05	SAINT LOUIS	W	82-64	7626
FIELD GOALS-ATT.....	705-1532	659-1612	12/06/05	UNLV	W	78-72	8049
Field goal pct.....	.460	.409	12/10/05	at UW-Milwaukee	L	52-58	4325
3 POINT FG-ATT.....	146-442	153-480	*12/17/05	UTAH STATE	W	69-59	6884
3-point FG pct.....	.330	.319	^12/20/05	LOYOLA MARYMOUNT	W	66-63	6957
3-pt FG made per game..	5.2	5.5	^12/22/05	COLORADO STATE	L	61-67	7007
FREE THROWS-ATT.....	337-531	332-502	^12/23/05	NORTHWESTERN STATE	W	80-76	6624
Free throw pct.....	.635	.661	12/27/05	NORTH CAROLINA A&T	W	66-60	6312
REBOUNDS.....	966	971	12/29/05	PENN	L	55-58	7176
Rebounds per game.....	34.5	34.7	*01/05/06	NEVADA	W OT	73-69	7776
Rebounding margin.....	-0.2	-	*01/12/06	at Louisiana Tech	L	62-65	2916
ASSISTS.....	415	303	*01/14/06	at New Mexico State	L	84-87	5021
Assists per game.....	14.8	10.8	*01/21/06	FRESNO STATE	W	73-65	8617
TURNOVERS.....	375	352	*01/23/06	BOISE STATE	W	72-61	6409
Turnovers per game.....	13.4	12.6	*01/28/06	at Nevada	L	55-73	11485
Turnover margin.....	-0.8	-	*01/30/06	at Utah State	L	52-63	9540
Assist/turnover ratio..	1.1	0.9	*02/02/06	IDAHO	W	81-61	6346
STEALS.....	176	192	*02/04/06	SAN JOSE STATE	W	83-68	7070
Steals per game.....	6.3	6.9	*02/11/06	at BOISE STATE	W	73-64	4140
BLOCKS.....	166	55	*02/13/06	at Fresno State	L	67-73	10233
Blocks per game.....	5.9	2.0	02/18/06	SANTA CLARA	W	67-57	7136
WINNING STREAK.....	0	-	*02/22/06	at University of Idaho	W	70-66	1166
Home win streak.....	0	-	*02/25/06	at San Jose State	W	61-60	1433
ATTENDANCE.....	125523	69563	*03/02/06	NEW MEXICO STATE	W	61-56	6749
Home games-Avg/Game....	17-7384	10-6237	*03/04/06	LOUISIANA TECH	L	48-51	9354
Neutral site-Avg/Game..	-	1-7196	@03-09-06	vs New Mexico State	L	57-58	7196

SCORE BY PERIODS:	1st	2nd	OT	Total	*
Hawai'i.....	873	1005	15	- 1893	* = WAC game
Opponents.....	911	881	11	- 1803	^ = 42nd Outrigger Hotels Rainbow Classic (Honolulu)
					@ = Western Athletic Conference Tournament (Reno, Nev.)

2005-06 WAC STATISTICS

RECORD	OVERALL	HOME	AWAY	NEUTRAL
WAC	10-6	7-1	3-5	0-0

## Player	GP-GS	Min--Avg	---TOTAL---			---3-PTS---			---REBOUNDS---												
			FG-FGA	Pct	3FG-FGA	Pct	FT-FTA	Pct	Off	Def	Tot	Avg	PF	FO	A	TO	Blk	Stl	Pts	Avg	
41 Sensley, Julian....	16-16	606	37.9	111-240	.463	34-92	.370	43-67	.642	27	77	104	6.5	28	0	50	37	12	19	299	18.7
21 Lojeski, Matt.....	16-16	558	34.9	76-161	.472	33-87	.379	40-46	.870	16	53	69	4.3	27	0	38	27	13	20	225	14.1
45 Gueye, Ahmet.....	15-15	479	31.9	67-133	.504	0-0	.000	36-51	.706	35	70	105	7.0	51	2	23	34	38	7	170	11.3
25 Tatum, Deonte.....	16-16	531	33.2	52-128	.406	8-29	.276	30-41	.732	21	29	50	3.1	19	0	56	33	1	15	142	8.9
04 Gipson, Matthew....	16-16	407	25.4	36-84	.429	2-14	.143	12-22	.545	14	58	72	4.5	50	2	25	19	19	15	86	5.4
50 Botez, Chris.....	16-1	330	20.6	38-67	.567	0-0	.000	2-10	.200	30	48	78	4.9	50	0	20	20	24	8	78	4.9
11 Waters, Dominic....	14-0	129	9.2	15-33	.455	10-18	.556	9-16	.563	2	6	8	0.6	16	0	8	8	0	0	49	3.5
24 Thompson, Hiram....	12-0	113	9.4	9-16	.563	0-1	.000	8-11	.727	2	7	9	0.8	16	0	12	11	0	3	26	2.2
10 Wilder, John.....	10-0	64	6.4	3-10	.300	1-5	.200	2-2	1.000	0	2	2	0.2	3	0	4	0	0	3	9	0.9
12 Zivanovic, Milos...	1-0	3	3.0	0-0	.000	0-0	.000	0-0	.000	0	1	1	1.0	2	0	0	2	0	0	0	0.0
23 Miller, Jack.....	4-0	5	1.3	0-2	.000	0-1	.000	0-0	.000	0	0	0	0.0	1	0	0	1	0	0	0	0.0
TEAM.....										17	23	40	2.5	0			3				
Total.....	16	3225		407-874	.466	88-247	.356	182-266	.684	164	374	538	33.6	263	4	236	195	107	90	1084	67.8
Opponents.....	16	3225		375-923	.406	95-296	.321	196-284	.690	210	333	543	33.9	249	-	169	182	34	95	1041	65.1

TEAM STATISTICS	HAWAII	OPP	DATE	OPPONENT	W/L	SCORE	ATTEND
SCORING.....	1084	1041	*12/17/05	UTAH STATE	W	69-59	6884
Points per game.....	67.8	65.1	*01/05/06	NEVADA	W OT	73-69	7776
Scoring margin.....	+2.7	-	*01/12/06	at Louisiana Tech	L	62-65	2916
FIELD GOALS-ATT.....	407-874	375-923	*01/14/06	at New Mexico State	L	84-87	5021
Field goal pct.....	.466	.406	*01/21/06	FRESNO STATE	W	73-65	8617
3 POINT FG-ATT.....	88-247	95-296	*01/23/06	BOISE STATE	W	72-61	6409
3-point FG pct.....	.356	.321	*01/28/06	at Nevada	L	55-73	11485
3-pt FG made per game..	5.5	5.9	*01/30/06	at Utah State	L	52-63	9540
FREE THROWS-ATT.....	182-266	196-284	*02/02/06	IDAHO	W	81-61	6346
Free throw pct.....	.684	.690	*02/04/06	SAN JOSE STATE	W	83-68	7070
REBOUNDS.....	538	543	*02/11/06	at BOISE STATE	W	73-64	4140
Rebounds per game.....	33.6	33.9	*02/13/06	at Fresno State	L	67-73	10233
Rebounding margin.....	-0.3	-	*02/22/06	at University of Idaho	W	70-66	1166
ASSISTS.....	236	169	*02/25/06	at San Jose State	W	61-60	1433
Assists per game.....	14.8	10.6	*03/02/06	NEW MEXICO STATE	W	61-56	6749
TURNOVERS.....	195	182	*03/04/06	LOUISIANA TECH	L	48-51	9354
Turnovers per game....	12.2	11.4					
Turnover margin.....	-0.8	-					
Assist/turnover ratio..	1.2	0.9					
STEALS.....	90	95					
Steals per game.....	5.6	5.9					
BLOCKS.....	107	34					
Blocks per game.....	6.7	2.1					
WINNING STREAK.....	0	-					
Home win streak.....	0	-					
ATTENDANCE.....	59205	45934					
Home games-Avg/Game...	8-7401	8-5742					
Neutral site-Avg/Game..	-	0-0					

* = WAC game
 ^ = 42nd Outrigger Hotels Rainbow Classic (Honolulu)

SCORE BY PERIODS:	1st	2nd	OT	Total
Hawai'i.....	498	571	15	1084
Opponents.....	532	498	11	1041

2005-06 HAWAII GAME-BY-GAME STATISTICS

Opponent	Date	Score	W/L	---TOTAL---		--3-PTRS--		----REBOUNDS----		PF	A	TO	Blk	Stl	Pts---Avg					
				FG-FGA	Pct	3FG-FGA	Pct	FT-FTA	Pct							Off	Def	Tot	Avg	
MICHIGAN STATE	11/19/05	84-62	W	31-68	.456	10-24	.417	12-16	.750	18	18	36	36.0	18	18	10	3	9	84	84.0
at UNLV	11/22/05	61-67	L	27-61	.443	1-17	.059	6-18	.333	13	30	43	39.5	19	9	19	3	6	61	72.5
SAINT LOUIS	11/26/05	82-64	W	32-62	.516	11-22	.500	7-13	.538	13	24	37	38.7	10	19	11	6	7	82	75.7
UNLV	12/06/05	78-72	W	25-49	.510	4-12	.333	24-32	.750	9	25	34	37.5	21	17	20	6	9	78	76.2
at UW-Milwaukee	12/10/05	52-58	L	21-52	.404	1-13	.077	9-15	.600	14	28	42	38.4	15	12	20	7	9	52	71.4
UTAH STATE	12/17/05	69-59	W	28-55	.509	6-16	.375	7-13	.538	11	26	37	38.2	16	13	14	9	7	69	71.0
LOYOLA MARYMOUNT	12/20/05	66-63	W	23-50	.460	1-8	.125	19-37	.514	14	26	40	38.4	15	15	12	9	1	66	70.3
COLORADO STATE	12/22/05	61-67	L	18-52	.346	4-16	.250	21-31	.677	10	17	27	37.0	19	10	16	6	12	61	69.1
NORTHWESTERN STATE	12/23/05	80-76	W	30-60	.500	3-14	.214	17-26	.654	12	21	33	36.6	17	20	14	6	8	80	70.3
NORTH CAROLINA A&T	12/27/05	66-60	W	22-56	.393	5-22	.227	17-28	.607	16	24	40	36.9	14	13	21	1	8	66	69.9
PENN	12/29/05	55-58	L	20-47	.426	4-12	.333	11-22	.500	11	22	33	36.5	14	12	17	4	5	55	68.5
NEVADA	01/05/06	73-69	Wot	26-63	.413	6-17	.353	15-24	.625	15	22	37	36.6	21	15	16	13	8	73	68.9
at Louisiana Tech	01/12/06	62-65	L	25-52	.481	4-16	.250	8-16	.500	9	24	33	36.3	18	13	15	7	4	62	68.4
at New Mexico State	01/14/06	84-87	L	35-63	.556	6-18	.333	8-13	.615	8	18	26	35.6	25	22	16	2	4	84	69.5
FRESNO STATE	01/21/06	73-65	W	30-56	.536	5-15	.333	8-13	.615	8	28	36	35.6	10	21	10	6	7	73	69.7
BOISE STATE	01/23/06	72-61	W	25-62	.403	5-16	.313	17-18	.944	15	24	39	35.8	15	12	8	2	7	72	69.9
at Nevada	01/28/06	55-73	L	21-55	.382	1-10	.100	12-16	.750	11	13	24	35.1	15	13	9	3	10	55	69.0
at Utah State	01/30/06	52-63	L	21-55	.382	4-19	.211	6-9	.667	13	22	35	35.1	20	14	14	9	5	52	68.1
IDAHO	02/02/06	81-61	W	31-49	.633	10-16	.625	9-13	.692	6	25	31	34.9	20	16	9	6	5	81	68.7
SAN JOSE STATE	02/04/06	83-68	W	28-58	.483	8-15	.533	19-20	.950	7	31	38	35.0	18	19	7	11	1	83	69.4
at BOISE STATE	02/11/06	73-64	W	24-47	.511	8-17	.471	17-25	.680	8	29	37	35.1	15	13	12	5	4	73	69.6
at Fresno State	02/13/06	67-73	L	26-53	.491	1-12	.083	14-22	.636	8	26	34	35.1	16	15	14	5	6	67	69.5
SANTA CLARA	02/18/06	67-57	W	26-52	.500	10-20	.500	5-11	.455	9	25	34	35.0	10	18	11	5	5	67	69.4
at University of Idah	02/22/06	70-66	W	26-48	.542	9-14	.643	9-14	.643	9	20	29	34.8	11	15	12	9	4	70	69.4
at San Jose State	02/25/06	61-60	W	24-55	.436	8-15	.533	5-8	.625	8	22	30	34.6	13	17	13	8	6	61	69.1
NEW MEXICO STATE	03/02/06	61-56	W	22-51	.431	5-14	.357	12-19	.632	15	20	35	34.6	16	10	15	6	6	61	68.8
LOUISIANA TECH	03/04/06	48-51	L	15-52	.288	2-17	.118	16-23	.696	13	24	37	34.7	14	8	11	6	6	48	68.0
vs New Mexico State	03-09-06	57-58	L	23-49	.469	4-15	.267	7-16	.438	11	18	29	34.5	17	16	9	3	7	57	67.6

Hawai'i		1893		705-1532	.460	146-442	.330	337-531	.635	314	652	966	34.5	452	415	375	166	176	1893	67.6
Opponents		1803		659-1612	.409	153-480	.319	332-502	.661	371	600	971	34.7	470	303	352	55	192	1803	64.4

Games played: 28
Points/game: 67.6
FG Pct: 46.0
3FG Pct: 33.0
FT Pct: 63.5

Rebounds/game: 34.5
Assists/game: 14.8
Turnovers/game: 13.4
Assist/turnover ratio: 1.1
Steals/game: 6.3
Blocks/game: 5.9

2005-06 POINTS-REBOUNDS-ASSISTS

Opponent	Date	Score	WL	02		04		10		11		12		21		23		24		25	
				GIBSON, MA	GIPSON, MA	WILDER, JO	WATERS, DO	ZIVANOVIC	LOJESKI, M	MILLER, JA	THOMPSON,	TATUM, DEO									
MICHIGAN STATE	11/19/05	84-62	W	8- 3- 3	5- 4- 1	0- 0- 0	DNP	DNP	20- 4- 0	DNP	DNP	6- 4- 7									
at UNLV	11/22/05	61-67	L	1- 0- 0	16-12- 2	DNP	DNP	DNP	10- 5- 1	DNP	DNP	5- 4- 0									
SAINT LOUIS	11/26/05	82-64	W	DNP	7- 2- 2	2- 1- 1	0- 1- 0	DNP	17- 6- 1	3- 0- 0	2- 0- 2	4- 4- 8									
UNLV	12/06/05	78-72	W	DNP	5- 7- 4	4- 2- 1	DNP	DNP	15- 3- 3	DNP	DNP	9- 1- 0									
at UW-Milwaukee	12/10/05	52-58	L	DNP	6-10- 3	0- 0- 1	DNP	DNP	6- 1- 2	DNP	DNP	6- 4- 4									
UTAH STATE	12/17/05	69-59	W	DNP	5- 7- 1	0- 0- 0	2- 0- 0	0- 1- 0	20- 5- 3	0- 0- 0	1- 1- 0	6- 1- 2									
LOYOLA MARYMOUNT	12/20/05	66-63	W	DNP	8-11- 2	0- 2- 0	6- 0- 1	DNP	14- 4- 4	DNP	DNP	8- 3- 3									
COLORADO STATE	12/22/05	61-67	L	DNP	5- 3- 2	DNP	DNP	DNP	2- 0- 2	DNP	DNP	8- 2- 1									
NORTHWESTERN STATE	12/23/05	80-76	W	DNP	17- 8- 0	0- 0- 0	2- 0- 1	DNP	17- 2- 6	DNP	15- 2- 4	7- 8- 6									
NORTH CAROLINA A&T	12/27/05	66-60	W	DNP	13-13- 3	0- 0- 0	1- 0- 1	DNP	16- 4- 1	DNP	4- 0- 2	1- 7- 4									
PENN	12/29/05	55-58	L	DNP	12- 8- 0	DNP	DNP	DNP	13- 5- 2	DNP	4- 1- 4	17- 2- 2									
NEVADA	01/05/06	73-69	WO	DNP	10- 4- 2	0- 1- 0	9- 1- 2	DNP	12- 4- 3	DNP	2- 0- 1	9- 4- 2									
at Louisiana Tech	01/12/06	62-65	L	DNP	14- 8- 0	0- 0- 0	0- 1- 0	DNP	15- 2- 0	DNP	DNP	8- 3-10									
at New Mexico State	01/14/06	84-87	L	DNP	8- 7- 2	2- 1- 0	6- 1- 0	DNP	12- 3- 4	DNP	4- 0- 1	4- 2- 7									
FRESNO STATE	01/21/06	73-65	W	DNP	6- 4- 3	DNP	DNP	DNP	20- 7- 2	DNP	0- 0- 5	10- 4- 5									
BOISE STATE	01/23/06	72-61	W	DNP	4- 0- 2	DNP	0- 0- 0	DNP	16- 9- 2	DNP	4- 1- 1	7- 6- 3									
at Nevada	01/28/06	55-73	L	DNP	3- 2- 1	0- 0- 1	2- 2- 1	DNP	15- 3- 2	0- 0- 0	6- 1- 0	4- 4- 3									
at Utah State	01/30/06	52-63	L	DNP	2- 5- 1	0- 0- 1	3- 1- 1	DNP	9- 3- 2	DNP	3- 0- 0	10- 5- 5									
IDAHO	02/02/06	81-61	W	DNP	5- 4- 2	7- 0- 0	11- 0- 1	DNP	21- 4- 2	0- 0- 0	0- 2- 1	4- 3- 1									
SAN JOSE STATE	02/04/06	83-68	W	DNP	9- 9- 4	0- 0- 0	7- 0- 0	DNP	10- 3- 6	0- 0- 0	DNP	10- 2- 2									
at BOISE STATE	02/11/06	73-64	W	DNP	4- 8- 3	DNP	2- 0- 0	DNP	16- 3- 1	DNP	0- 1- 0	13- 3- 2									
at Fresno State	02/13/06	67-73	L	DNP	7- 3- 1	DNP	0- 1- 1	DNP	20- 1- 1	DNP	0- 3- 0	11- 3- 5									
SANTA CLARA	02/18/06	67-57	W	DNP	2- 2- 0	0- 0- 0	0- 0- 0	DNP	16- 2- 3	DNP	0- 0- 0	12- 5- 8									
at University of Idaho	02/22/06	70-66	W	DNP	2- 2- 0	0- 0- 1	DNP	DNP	9- 6- 5	DNP	DNP	17- 3- 5									
at San Jose State	02/25/06	61-60	W	DNP	2- 2- 2	DNP	0- 1- 1	DNP	14- 1- 2	DNP	0- 0- 2	9- 4- 3									
NEW MEXICO STATE	03/02/06	61-56	W	DNP	1- 1- 0	DNP	5- 0- 1	DNP	11- 9- 2	DNP	DNP	11- 2- 1									
LOUISIANA TECH	03/04/06	48-51	L	DNP	4- 6- 1	0- 0- 1	2- 0- 0	DNP	5- 6- 1	DNP	6- 0- 1	9- 1- 0									
vs New Mexico State	03-09-06	57-58	L	DNP	6- 5- 1	0- 0- 0	0- 1- 3	DNP	10- 6- 2	DNP	0- 1- 1	12- 3- 3									

Opponent	Date	Score	WL	33		41		45		50	
				NASH, BOBB	SENSLEY, J	GUEYE, AHM	BOTEZ, CHR				
MICHIGAN STATE	11/19/05	84-62	W	10- 3- 1	20- 3- 5	13- 6- 0	2- 1- 1				
at UNLV	11/22/05	61-67	L	2- 0- 1	0- 4- 4	21- 7- 1	6- 6- 0				
SAINT LOUIS	11/26/05	82-64	W	13- 4- 1	22- 8- 2	10- 7- 2	2- 4- 0				
UNLV	12/06/05	78-72	W	4- 1- 1	28- 4- 4	13- 8- 2	0- 2- 2				
at UW-Milwaukee	12/10/05	52-58	L	0- 2- 0	15-11- 2	17- 7- 0	2- 5- 0				
UTAH STATE	12/17/05	69-59	W	DNP	19- 7- 4	12- 8- 2	4- 4- 1				
LOYOLA MARYMOUNT	12/20/05	66-63	W	DNP	14- 2- 4	14-13- 0	2- 4- 1				
COLORADO STATE	12/22/05	61-67	L	11- 0- 0	14- 4- 4	12-12- 1	9- 5- 0				
NORTHWESTERN STATE	12/23/05	80-76	W	DNP	DNP	18- 8- 1	4- 3- 2				
NORTH CAROLINA A&T	12/27/05	66-60	W	DNP	18- 4- 2	13- 8- 0	DNP				
PENN	12/29/05	55-58	L	DNP	4- 3- 2	5- 9- 0	0- 1- 2				
NEVADA	01/05/06	73-69	WO	DNP	19- 7- 4	7- 8- 1	5- 6- 0				
at Louisiana Tech	01/12/06	62-65	L	DNP	11- 5- 1	14- 7- 2	0- 3- 0				
at New Mexico State	01/14/06	84-87	L	DNP	32- 5- 3	8- 3- 1	8- 3- 4				
FRESNO STATE	01/21/06	73-65	W	DNP	21- 6- 6	16- 8- 0	0- 7- 0				
BOISE STATE	01/23/06	72-61	W	DNP	17- 8- 4	12- 6- 0	12- 8- 0				
at Nevada	01/28/06	55-73	L	DNP	11- 2- 3	4- 5- 2	10- 4- 0				
at Utah State	01/30/06	52-63	L	DNP	14- 5- 1	5- 8- 2	6- 5- 1				
IDAHO	02/02/06	81-61	W	DNP	22- 7- 5	11- 3- 0	0- 4- 4				
SAN JOSE STATE	02/04/06	83-68	W	DNP	25- 9- 3	19- 7- 3	3- 5- 1				
at BOISE STATE	02/11/06	73-64	W	DNP	22- 5- 4	14-11- 1	2- 4- 2				
at Fresno State	02/13/06	67-73	L	DNP	16- 8- 2	9- 8- 5	4- 5- 0				
SANTA CLARA	02/18/06	67-57	W	DNP	25- 7- 4	12-11- 2	0- 2- 1				
at University of Idaho	02/22/06	70-66	W	DNP	19- 4- 0	15- 8- 3	8- 4- 1				
at San Jose State	02/25/06	61-60	W	DNP	13- 7- 4	19- 8- 1	4- 4- 2				
NEW MEXICO STATE	03/02/06	61-56	W	DNP	22- 9- 2	5- 7- 0	6- 6- 4				
LOUISIANA TECH	03/04/06	48-51	L	DNP	16-10- 4	DNP	6- 6- 0				
vs New Mexico State	03-09-06	57-58	L	DNP	16- 2- 4	DNP	13- 6- 2				

2006-07 Schedule

Date	Opponent	Site	Time
Nov. 4	UH-Hilo (exhibition)	SSC	7:00 p.m.
Nov. 10	at UNLV	Las Vegas, Nev.	TBA
Nov. 13	Coppin State	SSC	7:00 p.m.
Nov. 19	Oregon State	SSC	5:00 p.m.
Carrs/Safeway Great Alaska Shootout		Anchorage, Alaska	
Nov. 22	Loyola Marymount vs. Alaska-Anchorage		7:30 p.m.
	Missouri-Kansas City vs. Pacific		9:45 p.m.
Nov. 23	Hawai'i vs. Hofstra		5:30 p.m.
	Marshall vs. California		8:00 p.m.
Nov. 24	Consolation Round Games		12:00 p.m./2:00 p.m.
	Championship Round Games		5:30 p.m./8:00 p.m.
Nov. 25	Consolation Round Games		12:00 p.m./2:00 p.m.
	Championship Round Games		5:30 p.m./8:30 p.m.
Nov. 29	at Santa Clara	Santa Clara, Calif.	TBA
Dec. 5	UNLV	SSC	7:00 p.m.
Dec. 16	Northwestern State	SSC	7:00 p.m.
43rd Outrigger Hotels Rainbow Classic		SSC	
Dec. 20	Wyoming vs. Nebraska		5:00 p.m.
	San Francisco vs. Hawai'i		7:30 p.m.
Dec. 21	Charlotte vs. Houston		5:00 p.m.
	Valparaiso vs. Creighton		7:30 p.m.
Dec. 22	Consolation Round Games		11:00 a.m./1:30 p.m.
	Championship Round Games		5:00 p.m./7:30 p.m.
Dec. 23	Consolation Round Games		11:00 a.m./1:30 p.m.
	Championship Round Games		5:00 p.m./7:30 p.m.
Dec. 28	Tennessee-Martin	SSC	7:00 p.m.
Jan. 4	at New Mexico State*	Las Cruces, N.M.	TBA
Jan. 6	at Louisiana Tech*	Ruston, La.	TBA
Jan. 11	Fresno State*	SSC	7:00 p.m.
Jan. 13	Nevada*	SSC	7:00 p.m.
Jan. 18	at Idaho*	Moscow, Idaho	TBA
Jan. 20	at Boise State*	Boise, Idaho	TBA
Jan. 25	San Jose State*	SSC	7:00 p.m.
Jan. 29	Utah State*	SSC	7:00 p.m.
Feb. 1	at Fresno State*	Fresno, Calif.	TBA
Feb. 3	at Nevada*	Reno, Nev.	TBA
Feb. 10	Louisiana Tech*	SSC	7:00 p.m.
Feb. 12	New Mexico State*	SSC	7:00 p.m.
Feb. 14	at Utah State*	Logan, Utah	TBA
BracketBuster Saturday			
Feb. 17	TBA	TBA	TBA
Feb. 24	at San Jose State*	San Jose, Calif.	TBA
Mar. 1	Idaho*	SSC	7:00 p.m.
Mar. 3	Boise State*	SSC	5:00 p.m.
Mar. 6-10	WAC Tournament	Las Cruces, N.M.	
Mar. 15-18	NCAA 1st & 2nd Rounds	TBD	
Mar. 22-25	NCAA Regionals	TBD	
Mar. 31 & Apr. 2	NCAA Final Four	Atlanta, Ga.	

* - denotes WAC game
 SSC - Stan Sheriff Center
 all times local to site

As of June 22, 2006



29TH CARRS/SAFEWAY GREAT ALASKA SHOOTOUT

NOV. 22-25, 2006

SULLIVAN ARENA

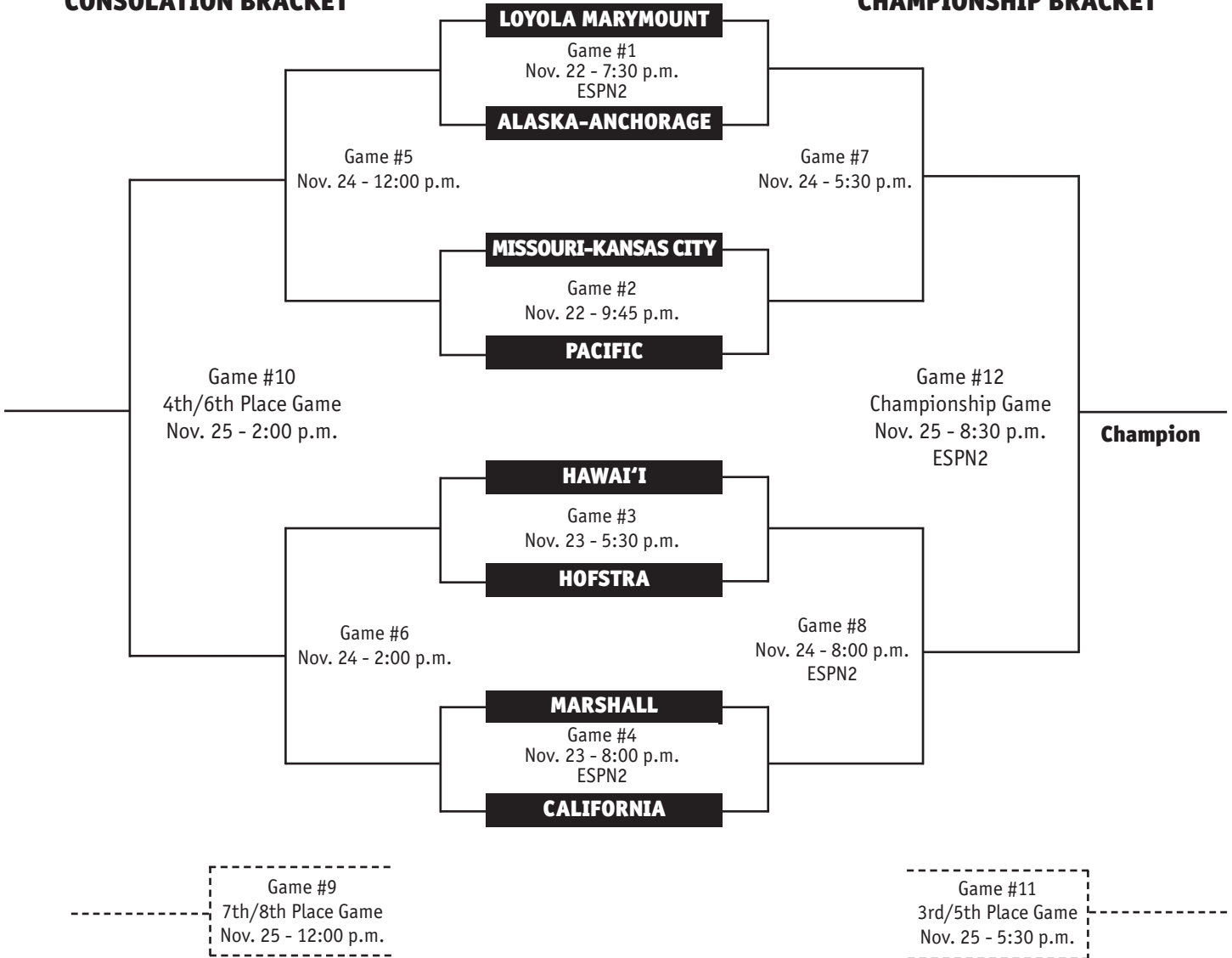
ANCHORAGE, AK

hosted by the University of Alaska, Anchorage




CONSOLATION BRACKET

CHAMPIONSHIP BRACKET



*All games played at the Sullivan Arena
All times Alaska Standard Time*



43RD OUTRIGGER HOTELS RAINBOW CLASSIC

DEC. 20-23, 2006

STAN SHERIFF CENTER

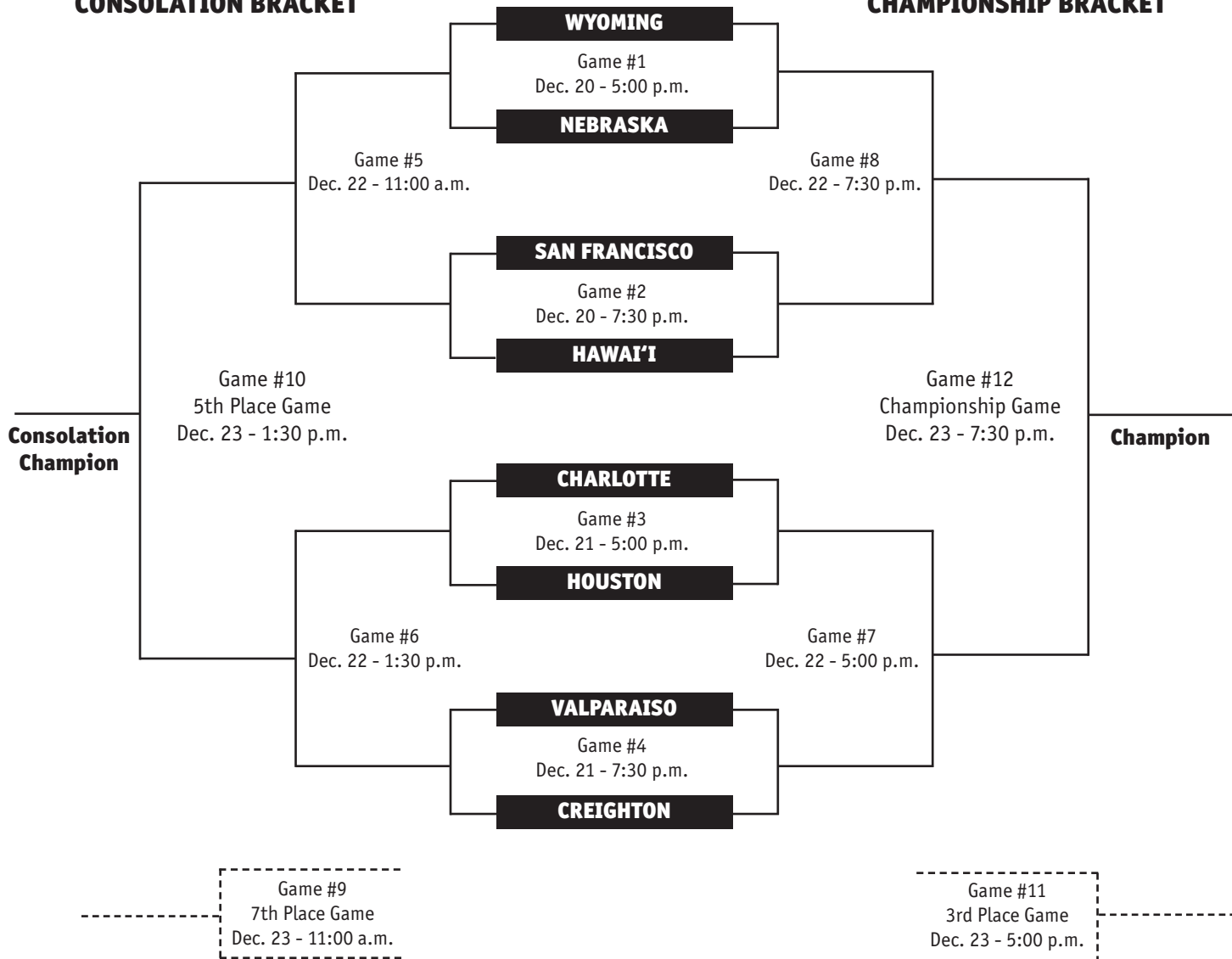
HONOLULU, HI

hosted by the University of Hawai'i



CONSOLATION BRACKET

CHAMPIONSHIP BRACKET



All games played at the Stan Sheriff Center

All times Hawaiian

The bottom team is the scheduled home team for the first two rounds until the final day when the home team is listed on top